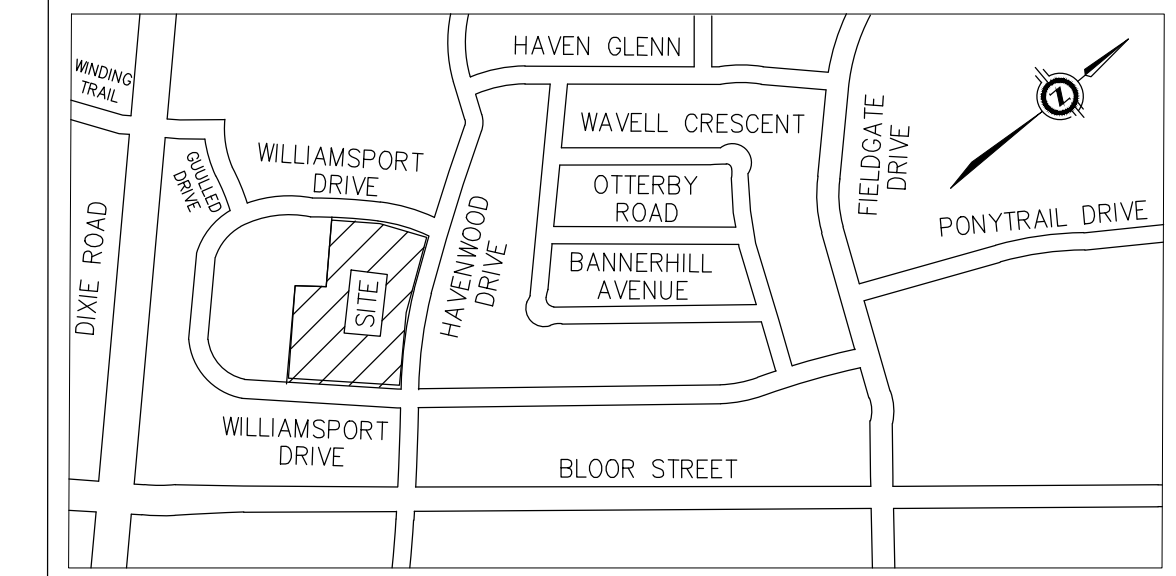


SANITARY, STORM AND WATERMAIN NOTES

15. FULL LENGTH PERFORATED SUB-DRAIN PIPES OF 150mm DIA. TO BE INSTALLED AROUND THE PERIMETER OF PARKING LOT.
16. ALL UTILITY COMPANIES WILL BE NOTIFIED BY CONTRACTOR FOR LOCATES PRIOR TO THE INSTALLATION OF PROPOSED SERVICE CONNECTIONS.
17. ALL PIPE MATERIALS SHALL BE IN ACCORDANCE WITH THE CURRENT MANUFACTURERS APPROVED PRODUCT LIST, SANITARY SEWER AND APPURTENANCES.
18. ALL SANITARY MAINTENANCE HOLES SHALL CONFORM TO THE CURRENT MANUFACTURERS APPROVED PRODUCT LIST, SANITARY SEWER AND APPURTENANCES. REGIONAL STANDARD DRAWING 2-1-1 WHICH MUST BE MODIFIED IN THE FIELD TO PREVENT INFLOW AND INFILTRATION.
19. SANITARY SERVICE CONNECTION MATERIAL MUST BE PVC SDR28.
20. STORM SERVICE CONNECTION MATERIAL MUST BE PVC DR35.
21. ALL MAINTENANCE HOLE ARE TO BE SUPPLIED OR CONSTRUCTED IN ACCORDANCE WITH OPSD 701 SERIES.
22. CATCH BASINS SHALL BE PRECAST AS PER OPSD 705 SERIES.
23. SANITARY SEWERS SHALL BE INSTALLED WITH BEDDING AS PER REGIONAL STANDARD DRAWING 2-3-1.
24. BEDDING FOR PVC STORM SEWER PIPE SHALL BE IN ACCORDANCE WITH CITY OF MISSISSAUGA STANDARD DRAWING NO. 2112.080.
25. SEWER BEDDING SHALL CONFORM WITH OPSD 1010 FOR GRANULAR "A" OR CITY STANDARD DRAWING NO. 2112.100 OR 2112.140.
26. ALL GRANULAR BEDDING AND BACKFILL MATERIAL SHALL CONFORM TO THE REQUIREMENTS OF OPSD 1010 AND MUST NOT CONTAIN RCM/RAP.
27. ALL VALVE 300MM DIAMETER AND SMALLER SHALL BE EQUIPPED WITH VALVE BOXES AND RESTRAINED AND VALVE FITTING WRAPPED IN CORROSION PROTECTION TAPE.
28. ALL APPROVED NATIVE MATERIAL SHALL BE FREE OF FROZEN LUMPS, CINDERS, ASHES, ASPHALT REFUSE, ORGANIC MATTER, ROCKS AND BOULDERS OR OTHER DELETERIOUS MATERIALS.
29. ALL WATERMAIN FITTINGS SHALL BE MECHANICALLY RESTRAINED. DETAILS OF RESTRAINTS SHALL BE DESIGNED, STAMPED AND SIGNED BY A PROFESSIONAL ENGINEER AS PART OF SHOP DRAWINGS BY THE CONTRACTOR.
30. THE CONTRACTOR SHALL RETAIN THE SERVICES OF A MOECC LICENSED CONTRACTOR SPECIALIZING IN THE PROVISION OF DISINFECTION SERVICES FOR ALL WATERMAIN TESTING REQUIRED IN THIS CONTRACT.
31. TRACER WIRE IS TO BE INSTALLED ON ALL NEW PVC WATERMAIN PIPES.
32. THE TOP OF VALVE BOX AND CHAMBER COVERS SHALL BE SET FLUSH WITH FINISHED GRADE AND REMAIN ACCESSIBLE AT ALL TIMES.
33. WATER SERVICES, A 12-GAUGE TWJ STANDARD COPPER, LIGHT COLORED, PLASTIC COATED TRACER WIRE MUST BE INSTALLED WITH AND ALONG THE PIPE AND BROUGHT TO THE SURFACE AT EACH SERVICE BOX. TRACER WIRE IS TO BE ATTACHED TO THE PIPE AND OUTSIDE OF EACH SERVICE BOX BY MEANS OF TAPE OR RUBBER GROMMET.
34. CHAMBER AS PER REGION STANDARD DRAWING NUMBER 1-1-5.
35. DETECTOR CHECK VALVE AS PER REGION STANDARD DRAWING NUMBER 1-3-1.
36. PROPOSED WATER CONNECTION AS PER REGION STANDARD NUMBER 1-6-4 AND 1-8-3
37. FOR DETAILS OF THE PROPOSED TRENCH DRAIN, ROOF DRAIN, SERVICE CONNECTIONS, WATER METER AND BACKFLOW PREVENTER REFER TO MECHANICAL DRAWING.
38. PRIOR TO REPLACING EXISTING CB WITH MHS, THE CONTRACTOR WILL DETERMINE INVERT OF 300Ø OUTLET PIPE AND ADJUST INVERT OF PIPES AT MHS.



GENERAL NOTES

CONTRACTOR MUST CHECK & VERIFY ALL DIMENSIONS ON THE JOB.
DO NOT SCALE DRAWINGS.

ALL DRAWINGS, SPECIFICATIONS AND RELATED DOCUMENTS ARE THE COPYRIGHT PROPERTY OF THE ARCHITECT AND MUST BE RETURNED UPON REQUEST. REPRODUCTION OF DRAWINGS, SPECIFICATIONS AND RELATED DOCUMENTS IN PART OR IN WHOLE IS FORBIDDEN WITHOUT THE WRITTEN PERMISSION OF THE ARCHITECT.

THIS DRAWING IS NOT TO BE USED FOR CONSTRUCTION UNTIL SIGNED BY THE ARCHITECT.

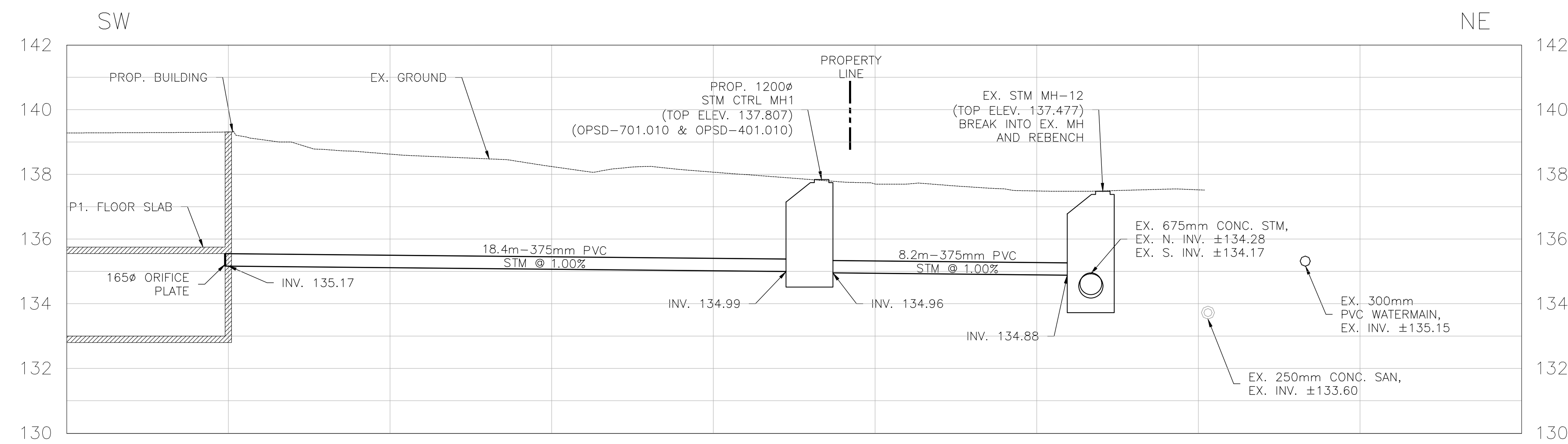
PART OF BLOCKS G, REGISTERED PLAN 733, CITY OF MISSISSAUGA, REGIONAL MUNICIPALITY OF PEEL

SURVEYING INFORMATION IS REFERENCED FROM SCHAEFFER DZALDOV BENNETT LTD. - JO NO. 16-132-00, DATED MAY 18, 2016.

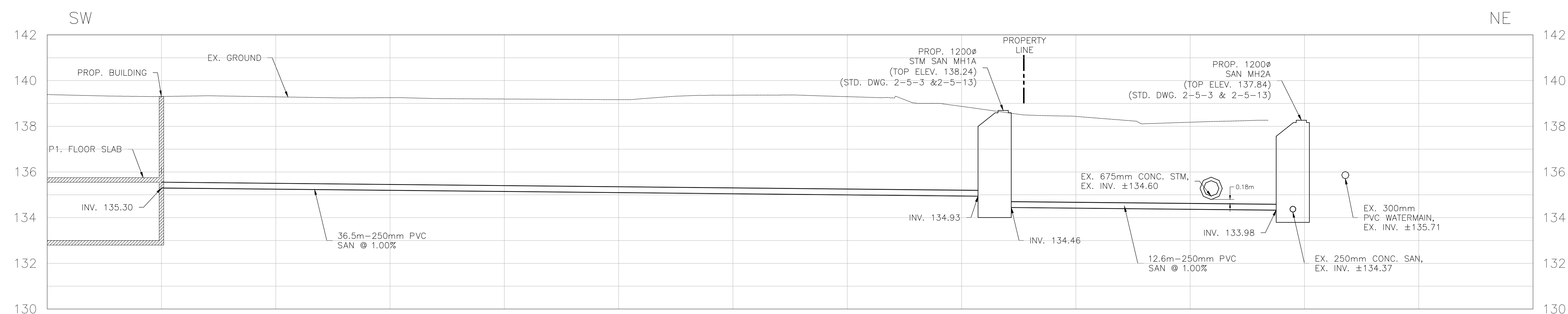
BEARINGS ARE REFERRED TO PART OF THE NORTHEAST LIMIT OF BLOCK G, PLAN 43R-20680 AS MTM GRID A BEARINGS OF N34°21'00"W AS SHOWN ON DRAWING

BENCHMARK:
ELEVATIONS SHOWN HERE ARE REFERRED TO THE CITY OF MISSISSAUGA DATUM, REGISTERED PLAN 733, HAVING A PUBLISHED ELEVATION OF 143.902 METERS.
CONTOUR INTERVAL 0.50m

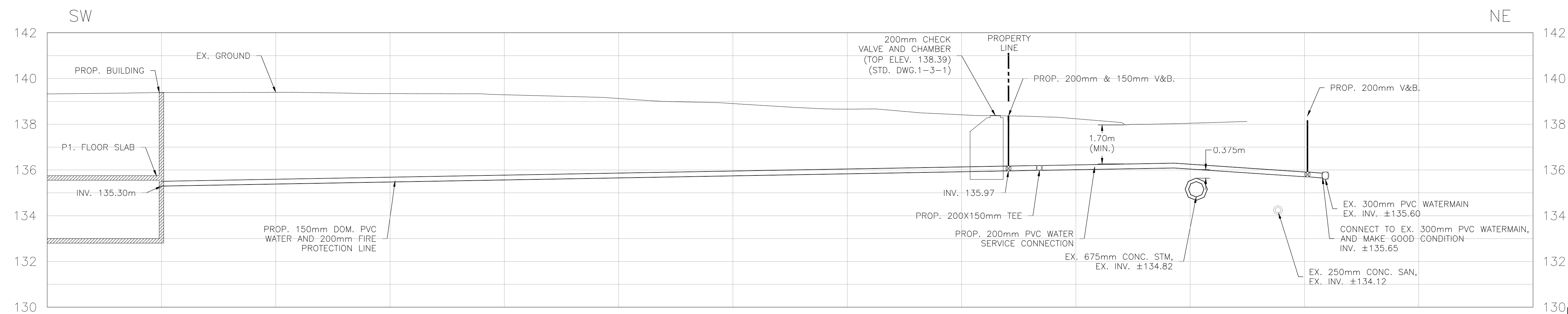
ALL EXISTING FEATURE TO REMAIN UNLESS OTHERWISE NOTED.
FOR SITE SERVICING PLAN REFER TO DWG. C-102.



SECTION A-A
SC 1:100



SECTION B-B
SC 1:100



SECTION C-C
SC 1:100

CITY OF MISSISSAUGA
REGIONAL MUNICIPALITY OF PEEL

No.	DATE	DESCRIPTION
1	JUNE 01, 2018	ISSUED FOR FIRST ZBA SUBMISSION

625 Cochrane Drive, Suite 900
Markham, Ontario
L3R 9B9, Canada
Tel: (905)470-9015, Fax: (905)470-0000

LEA Consulting Ltd.
Consulting Engineers
and Planners
www.LEA.ca

1485 WILLIAMSPORT DR & 3480 HAVENWOOD DR DEVELOPMENT
PRELIMINARY CROSS SECTIONS AND NOTES

DESIGN	M.D.	DRAWN	D.P.	CHECKED	M.D.	CONTRACT No. 18298
SCALE:	1:100 (FULL SIZE)					DRAWING NUMBER
DATE:	MAY 07, 2018					C-103

Drawing Name: FY18298 - 1485 William Sp. Dr. Driveway/Connect. Driveway/C103 - Sections.dwg Jun 01, 2018 8:50:29am