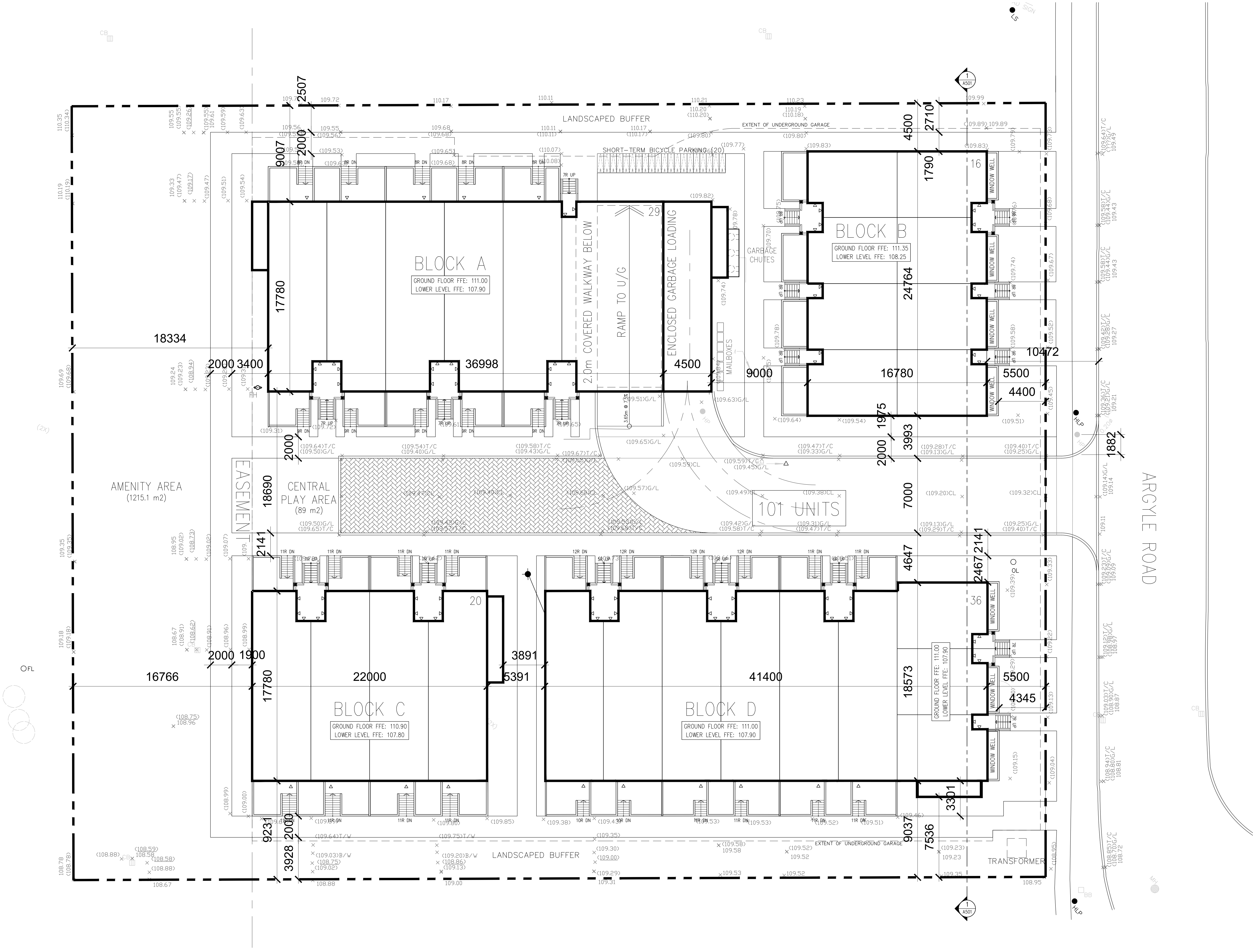


ACCESSIBLE PARKING SPACES

219 dufferin street, suite 201



The drawings are the property of Architecture Unfolded. The drawing and all associated documents are an instrument of service by the Designer. The drawing and the information contained therein may not be reproduced in whole or in part without prior written permission of the designer.

These Contract Documents are the property of the architect. The architect bears no responsibility for the interpretation of these documents by the Contractor upon written application the architect will provide written graphic clarification of supplementary information regarding the intent of the Contract Documents. The architect will review Shop Drawings submitted by the Contractor for design conformance only.

Drawings are not to be scaled for construction. Contractor to verify all existing conditions and dimensions required to perform the work and report any discrepancies with the Contract Documents to the architect before commencing work.

Positions of proposed or limited mechanical or electrical devices, fittings, and fixtures are indicated on architectural drawings. The locations shown on the architectural drawings govern over the Mechanical and Electrical drawings. Those items not clearly located will be located as directed by the architect.

These drawings are not to be used for construction unless noted below as 'Issued for Construction'.

All work to be carried out in conformance with the Code and bylaws of the authorities having jurisdiction.

The Designer of these plans and specifications gives no warranty or representation to any party about the constructability of the represented by them. All contractors or subcontractors must satisfy themselves when bidding and at all times that they can properly construct the work represented by these plans.

notes:

4 re-issued for rezoning
3 issued to client for review
2 issued to city for review
1 issued for rezoning
revisions:

05.22.2019
05.21.2019
04.09.2019
10.26.2018

architectural team :

mark zwicker



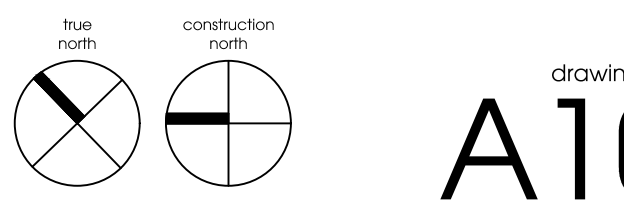
planning:
design plan services inc
structural:
electrical:
mechanical:
landscape:
bsq landscape architects
site services:
odan-detech
owner:
plazacorp

project:
2512-2532 argyle rd
mississauga, ontario

concept plan

may.22.2019
1:150
17-43
mf

date:
scale:
project:
drawn by:



drawing number:
A101

The Designer of these plans and specifications gives no warranty or representation to any party about the constructability of the represented by them, all contractors or subcontractors must satisfy themselves when bidding and at all times that they can properly construct the work represented by these plans.

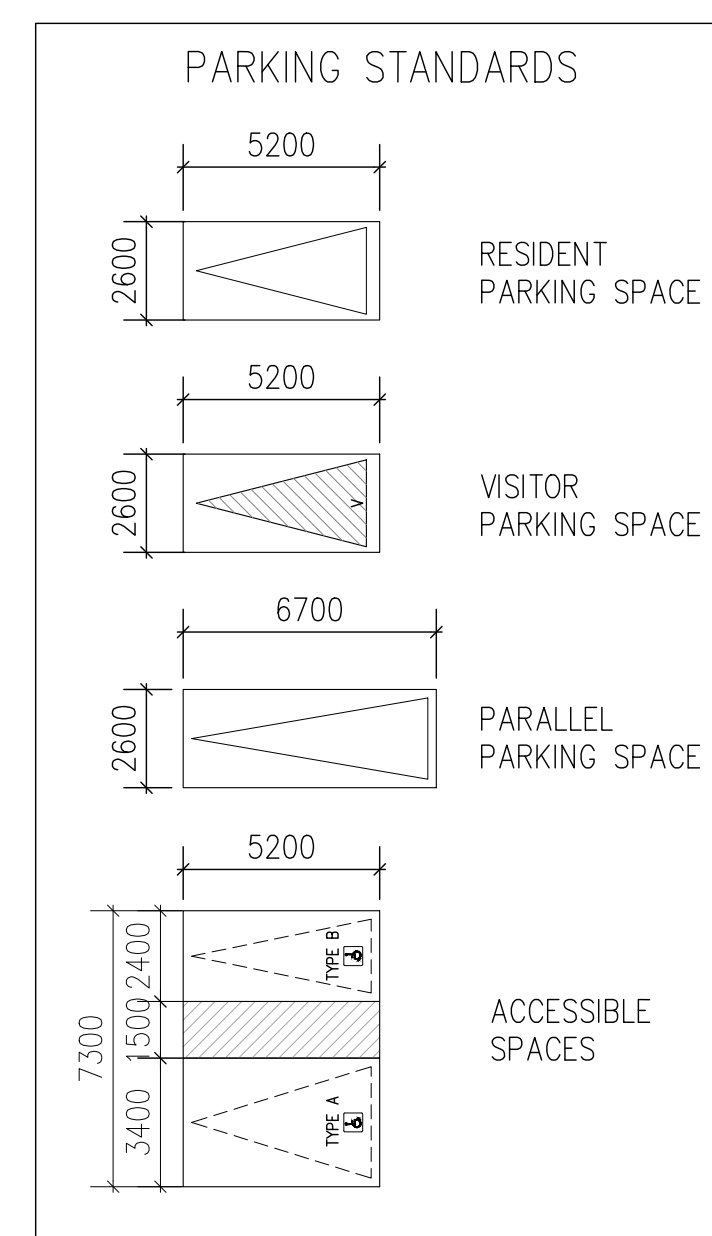
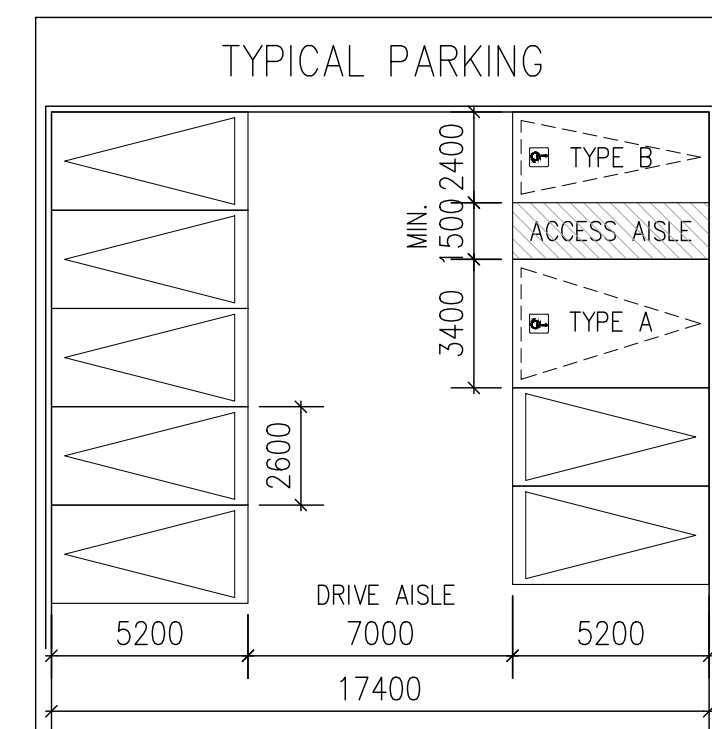
4 re-issued for rezoning
3 issued to client for review
2 issued to city for review
1 issued for rezoning
revisions;

05.22.2019
05.21.2019
04.09.2019
10.26.2018

mark zwicker



A201





The drawings are the property of Architecture Unfolded. The drawing and all associated documents are an instrument of service by the Designer. The drawing and the information contained therein may not be reproduced in whole or in part without prior written permission of the designer.

These Contract Documents are the property of the architect. The architect bears no responsibility for the interpretation of these documents by the Contractor upon written application the architect will provide written graphic clarification of supplementary information regarding the intent of the Contract Documents. The architect will review Shop Drawings submitted by the Contractor for design conformance only.

Drawings are not to be scaled for construction. Contractor to verify all existing conditions and dimensions required to perform the work and report any discrepancies with the Contract Documents to the architect before commencing work.

Positions of proposed or finished mechanical or electrical devices, fittings, and fixtures are indicated on architectural drawings. The locations shown on the architectural drawings govern over the Mechanical and Electrical drawings. Those items not clearly located will be located as directed by the architect.

These drawings are not to be used for construction unless noted below as "Issued for Construction".

All work to be carried out in conformance with the Code and bylaws of the authorities having jurisdiction.

The Designer of these plans and specifications gives no warranty or representation to any party about the constructability of the represented by them. All contractors or subcontractors must satisfy themselves when bidding and at all times that they can properly construct the work represented by these plans.

notes:

4 re-issued for rezoning 05.22.2019
3 issued to client for review 05.21.2019
2 issued to city for review 04.09.2019
1 issued for rezoning 10.26.2018

architectural team :

mark zwicker



planning:

design plan services inc

structural:

electrical:

mechanical:

landscape:

bsq landscape architects

site services:

odan-detech

owner:

plazacorp

project:

2512-2532 argyle rd

mississauga, ontario

date:

1:200

17-43

mf

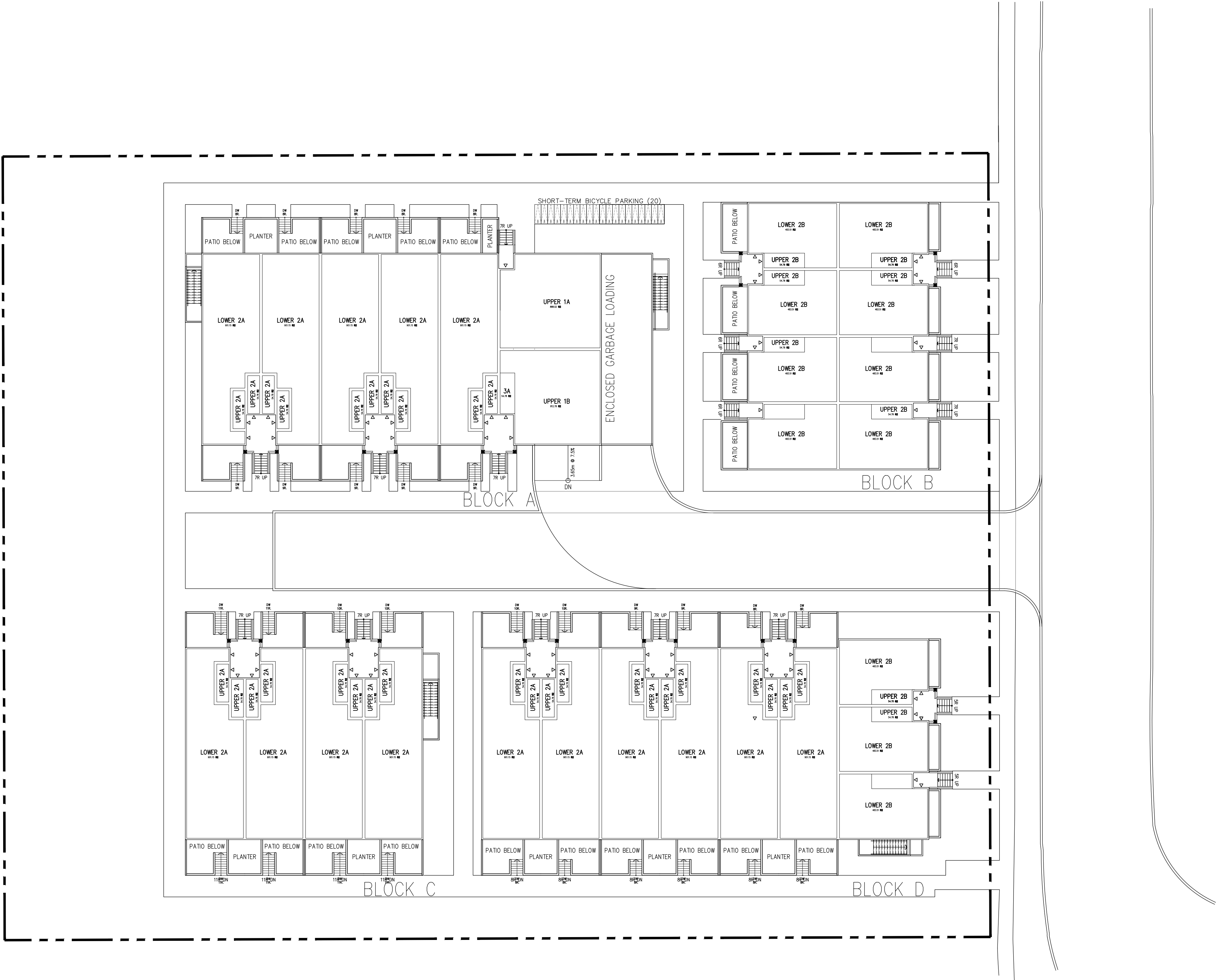
scale:

project:

drawn by:



drawing number:
A300



The drawings are the property of Architecture unfolded. The drawing and all associated documents are an instrument of service by the Designer. The drawing and the information contained therein may not be reproduced in whole or in part without prior written permission of the designer.

These Contract Documents are the property of the architect. The architect bears no responsibility for the interpretation of these documents by the Contractor upon written application the architect will provide written graphic clarification of supplementary information regarding the intent of the Contract Documents. The architect will review Shop Drawings submitted by the Contractor for design conformance only.

Drawings are not to be scaled for construction. Contractor to verify all existing conditions and dimensions required to perform the work and report any discrepancies with the Contract Documents to the architect before commencing work.

Positions of proposed or finished mechanical or electrical devices, fittings, and fixtures are indicated on architectural drawings. The locations shown on the architectural drawings govern over the Mechanical and Electrical drawings. Those items not clearly located will be located as directed by the architect.

These drawings are not to be used for construction unless noted below as "Issued for Construction".

All work to be carried out in conformance with the Code and bylaws of the authorities having jurisdiction.

The Designer of these plans and specifications gives no warranty or representation to any party about the constructability of the represented by them. All contractors or subcontractors must satisfy themselves when bidding and at all times that they can properly construct the work represented by these plans.

notes:

4 re-issued for rezoning 05.22.2019
3 issued to client for review 05.21.2019
2 issued to city for review 04.09.2019
1 issued for rezoning 10.26.2018

architectural team :

mark zwicker



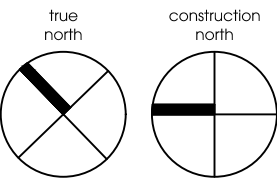
planning:
design plan services inc
structural:
-
electrical:
-
mechanical:
-
landscape:
bsq landscape architects
site services:
odan-detech
owner:
plazacorp

project:
2512-2532 argyle rd
mississauga, ontario

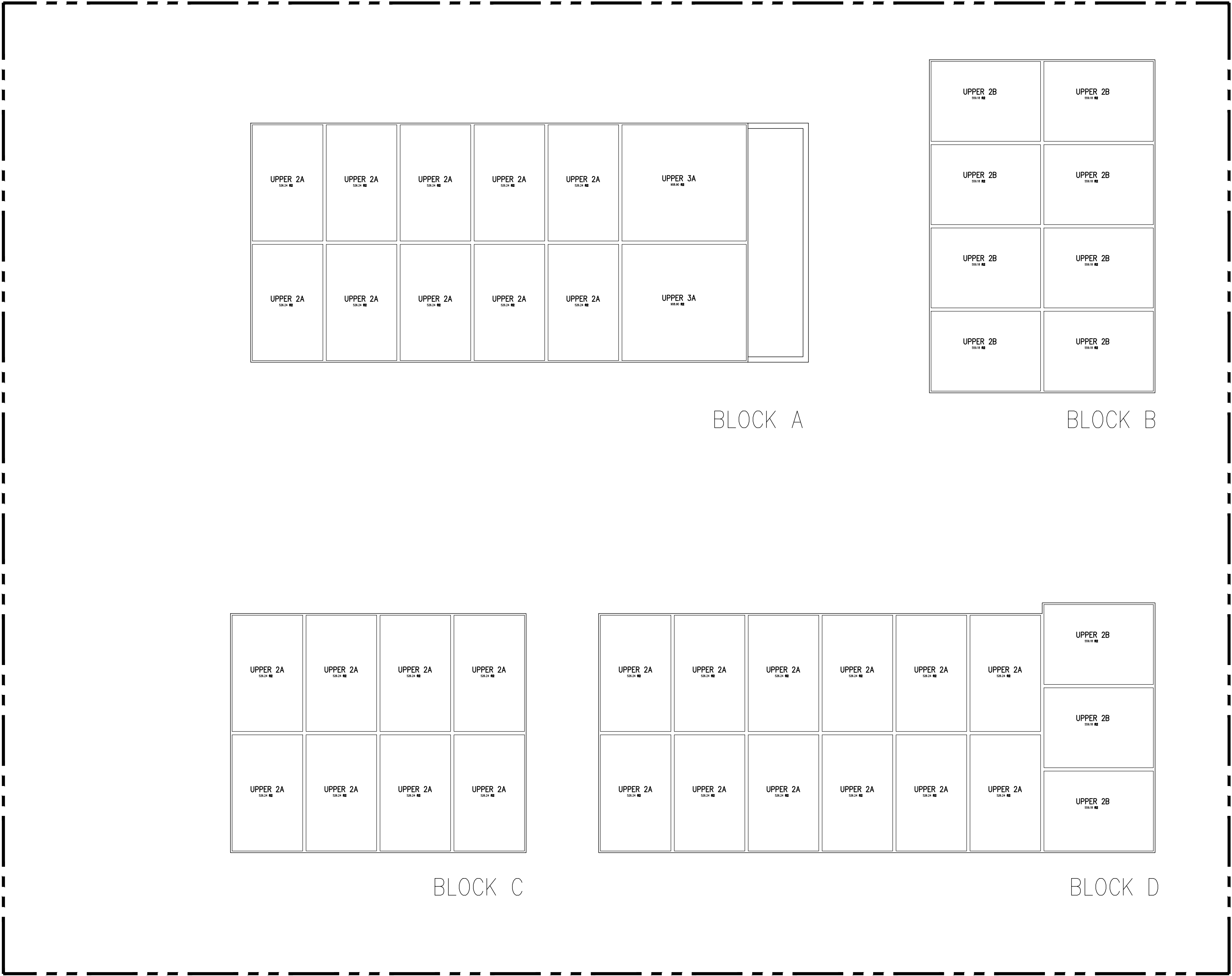
ground floor plan

may.22.2019
1:200
17-43
mf

date:
scale:
project:
drawn by:



drawing number:
A301



The drawings are the property of Architecture Unfolded. The drawing and all associated documents are an instrument of service by the Designer. The drawing and the information contained therein may not be reproduced in whole or in part without prior written permission of the designer.

These Contract Documents are the property of the architect. The architect bears no responsibility for the interpretation of these documents by the Contractor upon written application the architect will provide written graphic clarification of supplementary information regarding the intent of the Contract Documents. The architect will review Shop Drawings submitted by the Contractor for design conformance only.

Drawings are not to be scaled for construction. Contractor to verify all existing conditions and dimensions required to perform the work and report any discrepancies with the Contract Documents to the architect before commencing work.

Positions of proposed or finished mechanical or electrical devices, fittings, and fixtures are indicated on architectural drawings. The locations shown on the architectural drawings govern over the Mechanical and Electrical drawings. Those items not clearly located will be located as directed by the architect.

These drawings are not to be used for construction unless noted below as "Issued for Construction".

All work to be carried out in conformance with the Code and bylaws of the authorities having jurisdiction.

The Designer of these plans and specifications gives no warranty or representation to any party about the constructability of the represented by them. All contractors or subcontractors must satisfy themselves when bidding and at all times that they can properly construct the work represented by these plans.

notes:

4 re-issued for rezoning 05.22.2019
3 issued to client for review 05.21.2019
2 issued to city for review 04.09.2019
1 issued for rezoning 10.26.2018

architectural team :

mark zwicker



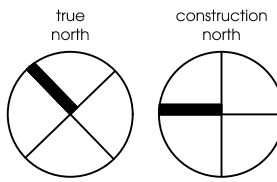
planning:
design plan services inc
structural:
-
electrical:
-
mechanical:
-
landscape:
bsq landscape architects
site services:
odan-detech
owner:
plazacorp

project:
2512-2532 argyle rd
mississauga, ontario

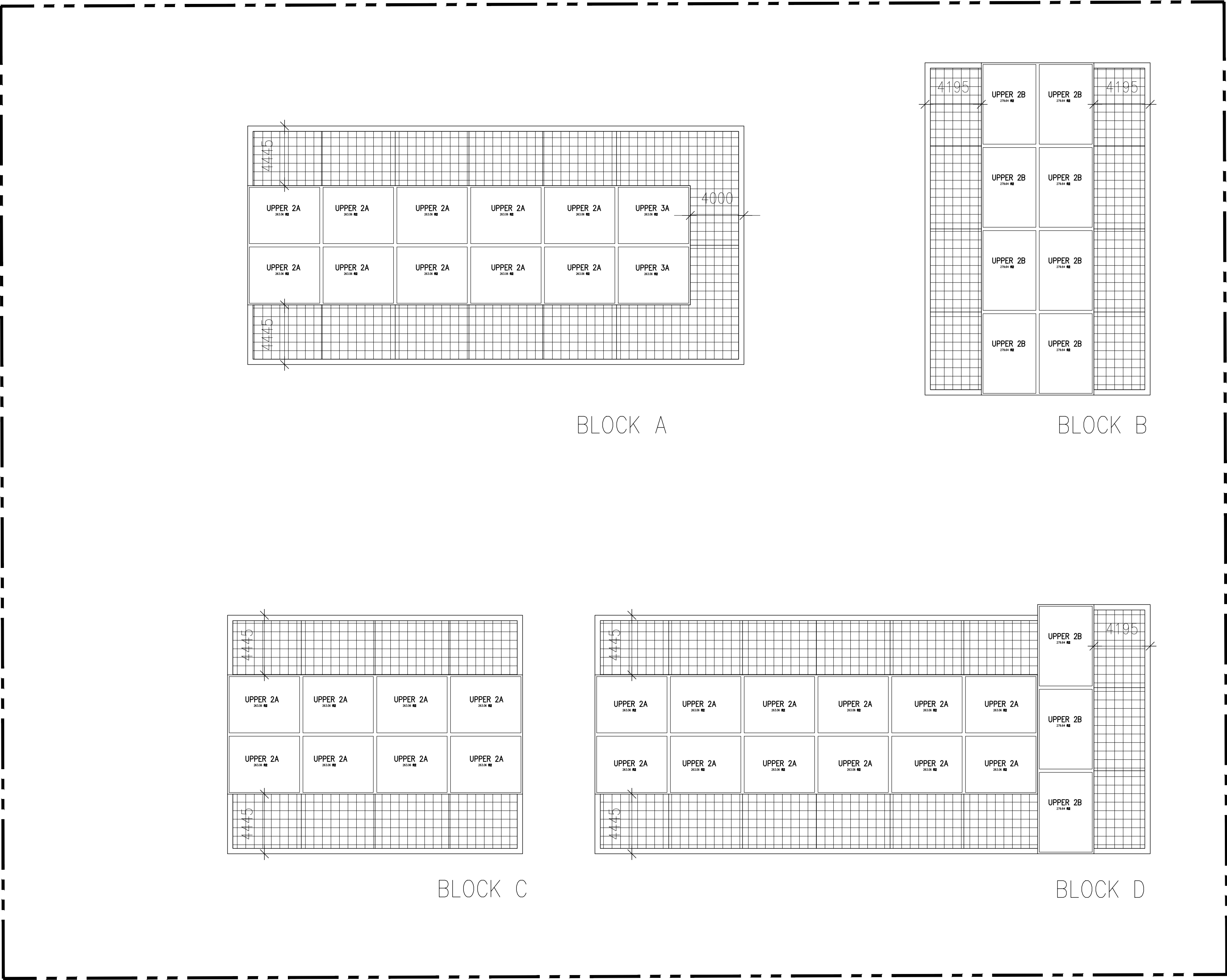
2nd & 3rd floor plan

may.22.2019
1:200
17-43
mf

date:
scale:
project:
drawn by:



drawing number:
A302



The drawings are the property of Architecture Unfolded. The drawing and all associated documents are an instrument of service by the Designer. The drawing and the information contained therein may not be reproduced in whole or in part without prior written permission of the designer.

These Contract Documents are the property of the architect. The architect bears no responsibility for the interpretation of these documents by the Contractor upon written application the architect will provide written graphic clarification of supplementary information regarding the intent of the Contract Documents. The architect will review Shop Drawings submitted by the Contractor for design conformance only.

Drawings are not to be scaled for construction. Contractor to verify all existing conditions and dimensions required to perform the work and report any discrepancies with the Contract Documents to the architect before commencing work.

Positions of proposed or finished mechanical or electrical devices, fittings, and fixtures are indicated on architectural drawings. The locations shown on the architectural drawings govern over the Mechanical and Electrical drawings. Those items not clearly located will be located as directed by the architect.

These drawings are not to be used for construction unless noted below as "Issued for Construction".

All work to be carried out in conformance with the Code and bylaws of the authorities having jurisdiction.

The Designer of these plans and specifications gives no warranty or representation to any party about the constructability of the represented by them. All contractors or subcontractors must satisfy themselves when bidding and at all times that they can properly construct the work represented by these plans.

notes:

4 re-issued for rezoning 05.22.2019
3 issued to client for review 05.21.2019
2 issued to city for review 04.09.2019
1 issued for rezoning 10.26.2018

architectural team :

mark zwicker



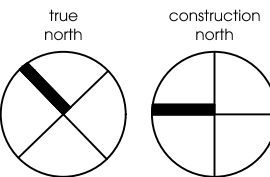
planning:
design plan services inc
structural:
-
electrical:
-
mechanical:
-
landscape:
bsq landscape architects
site services:
odan-detech
owner:
plazacorp

project:
2512-2532 argyle rd
mississauga, ontario

roof terrace plan

may.22.2019
1:200
17-43
mf

date:
scale:
project:
drawn by:



drawing number:
A303



The drawings are the property of Architecture Unfolded. The drawing and all associated documents are an instrument of service by the Designer. The drawing and the information contained therein may not be reproduced in whole or in part without prior written permission of the designer.

These Contract Documents are the property of the architect. The architect bears no responsibility for the interpretation of these documents by the Contractor upon written application the architect will provide written graphic clarification or supplementary information regarding the intent of the Contract Documents. The architect will review Shop Drawings submitted by the Contractor for design conformance only.

Drawings are not to be scaled for construction. Contractor to verify of existing conditions and dimensions required to perform the work and report any discrepancies with the Contract Documents to the architect before commencing work.

Positions of proposed or finished mechanical or electrical devices, fittings, and fixtures are indicated on architectural drawings. The locations shown on the architectural drawings govern over the Mechanical and Electrical drawings. Those items not clearly located will be located as directed by the architect.

These drawings are not to be used for construction unless noted below as "Issued for Construction".

All work to be carried out in conformance with the Code and bylaws of the authorities having jurisdiction.

The Designer of these plans and specifications gives no warranty or representation to any party about the constructability of the represented by them. All contractors or subcontractors must satisfy themselves when bidding and at all times that they can properly construct the work represented by these plans.

notes:

EAST COURTYARD ELEVATION



4 re-issued for rezoning 05.22.2019
3 issued to client for review 05.21.2019
2 issued to city for review 04.09.2019
1 issued for rezoning 10.26.2018

architectural team :

mark zwicker

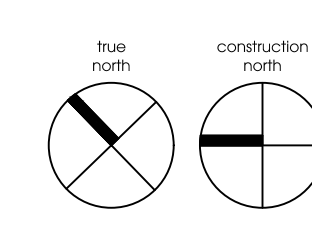


planning:
design plan services inc
structural:
-
electrical:
-
mechanical:
-
landscape:
bsq landscape architects
site services:
odan-detect
owner:
plazacorp

project:
2512-2532 argyle rd
mississauga, ontario

courtyard elevations

may.22.2019 date:
1:100 scale:
17-43 project:
mf drawn by:



drawing number:
A401

WEST COURTYARD ELEVATION



BLOCK D



BLOCK B

SOUTH ELEVATION



BLOCK A



BLOCK C

NORTH ELEVATION

The drawings are the property of Architecture Unfolded. The drawing and all associated documents are an instrument of service by the Designer. The drawing and the information contained therein may not be reproduced in whole or in part without prior written permission of the designer.

These Contract Documents are the property of the architect. The architect bears no responsibility for the interpretation of these documents by the Contractor upon written application the architect will provide written graphic clarification of supplementary information regarding the intent of the Contract Documents. The architect will review Shop Drawings submitted by the Contractor for design conformance only.

Drawings are not to be scaled for construction. Contractor to verify all existing conditions and dimensions required to perform the work and report any discrepancies with the Contract Documents to the architect before commencing work.

Positions of proposed or finished mechanical or electrical devices, fittings, and fixtures are indicated on architectural drawings. The locations shown on the architectural drawings govern over the Mechanical and Electrical drawings. Those items not clearly located will be located as directed by the architect.

These drawings are not to be used for construction unless noted below as "Issued for Construction".

All work to be carried out in conformance with the Code and bylaws of the authorities having jurisdiction.

The Designer of these plans and specifications gives no warranty or representation to any party about the constructability of the represented by them. All contractors or subcontractors must satisfy themselves when bidding and at all times that they can properly construct the work represented by these plans.

notes:

4 re-issued for rezoning 05.22.2019
3 issued to client for review 05.21.2019
2 issued to city for review 04.09.2019
1 issued for rezoning 10.26.2018

architectural team :

mark zwicker



planning: design plan services inc

structural:

electrical:

mechanical:

landscape: bsq landscape architects

site services: odan-detech

owner: placacorp

project: 2512-2532 argyle rd
mississauga, ontario

elevations

may.22.2019

1:100

17-43

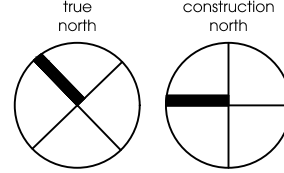
mf

date:

scale:

project:

drawn by:



drawing number:
A402



WEST ELEVATION



EAST ELEVATION

The drawings are the property of Architecture Unfolded. The drawing and all associated documents are an instrument of service by the Designer. The drawing and the information contained therein may not be reproduced in whole or in part without prior written permission of the designer.

These Contract Documents are the property of the architect. The architect bears no responsibility for the interpretation of these documents by the contractor upon written application the architect will provide written graphic clarification or supplementary information regarding the intent of the Contract Documents. The architect will review Shop Drawings submitted by the Contractor for design conformance only.

Drawings are not to be scaled for construction. Contractor to verify all existing conditions and dimensions required to perform the work and report any discrepancies with the Contract Documents to the architect before commencing work.

Positions of proposed or finished mechanical or electrical devices, fittings, and fixtures are indicated on architectural drawings. The locations shown on the architectural drawings govern over the Mechanical and Electrical drawings. Those items not clearly located will be located as directed by the architect. These drawings are not to be used for construction unless noted below as "Issued for Construction".

All work to be carried out in conformance with the Code and bylaws of the authorities having jurisdiction.

The Designer of these plans and specifications gives no warranty or representation to any party about the constructability of the represented by them. All contractors or subcontractors must satisfy themselves when bidding and at all times that they can properly construct the work represented by these plans.

notes:

4 re-issued for rezoning 05.22.2019
3 issued to client for review 05.21.2019
2 issued to city for review 04.09.2019
1 issued for rezoning 10.26.2018

architectural team :

mark zwicker



planning:

design plan services inc

structural:

-

electrical:

-

mechanical:

-

landscape:

bsq landscape architects

site services:

odan-detect

owner:

plazacorp

project:

2512-2532 argyle rd

mississauga, ontario

elevations

may.22.2019

1:100

17-43

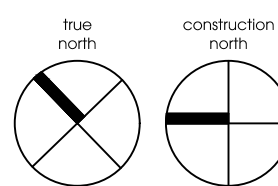
mf

date:

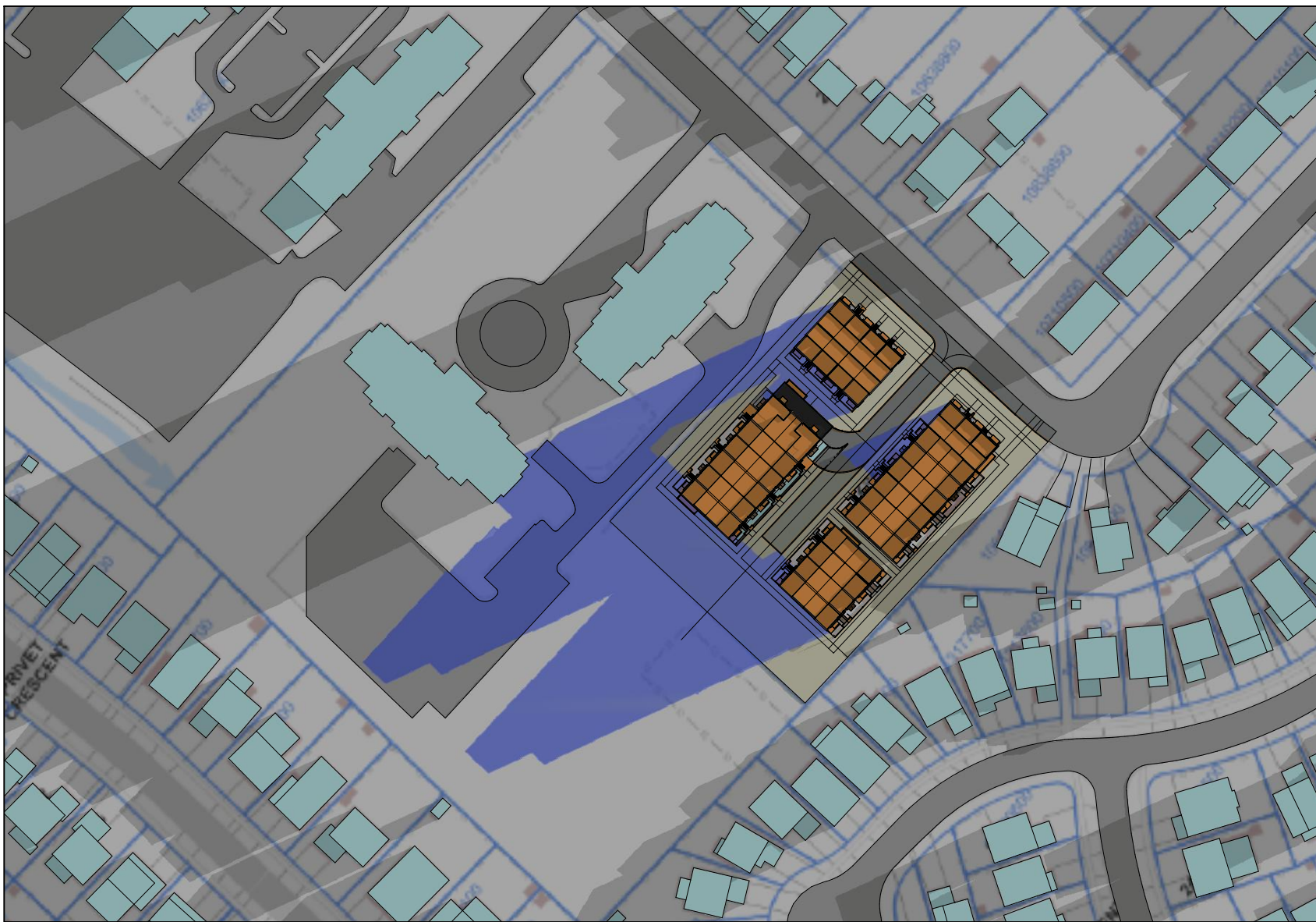
scale:

project:

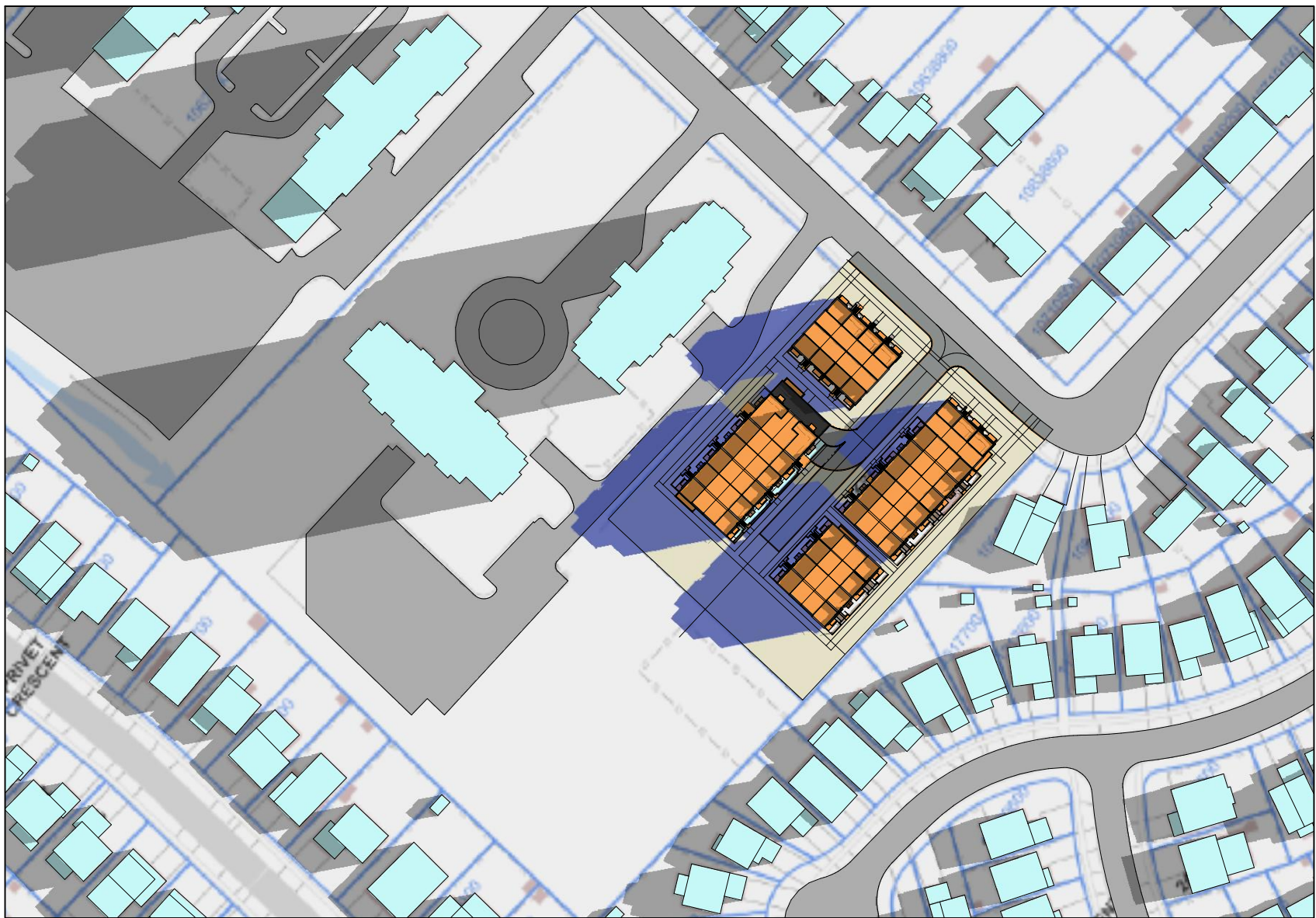
drawn by:



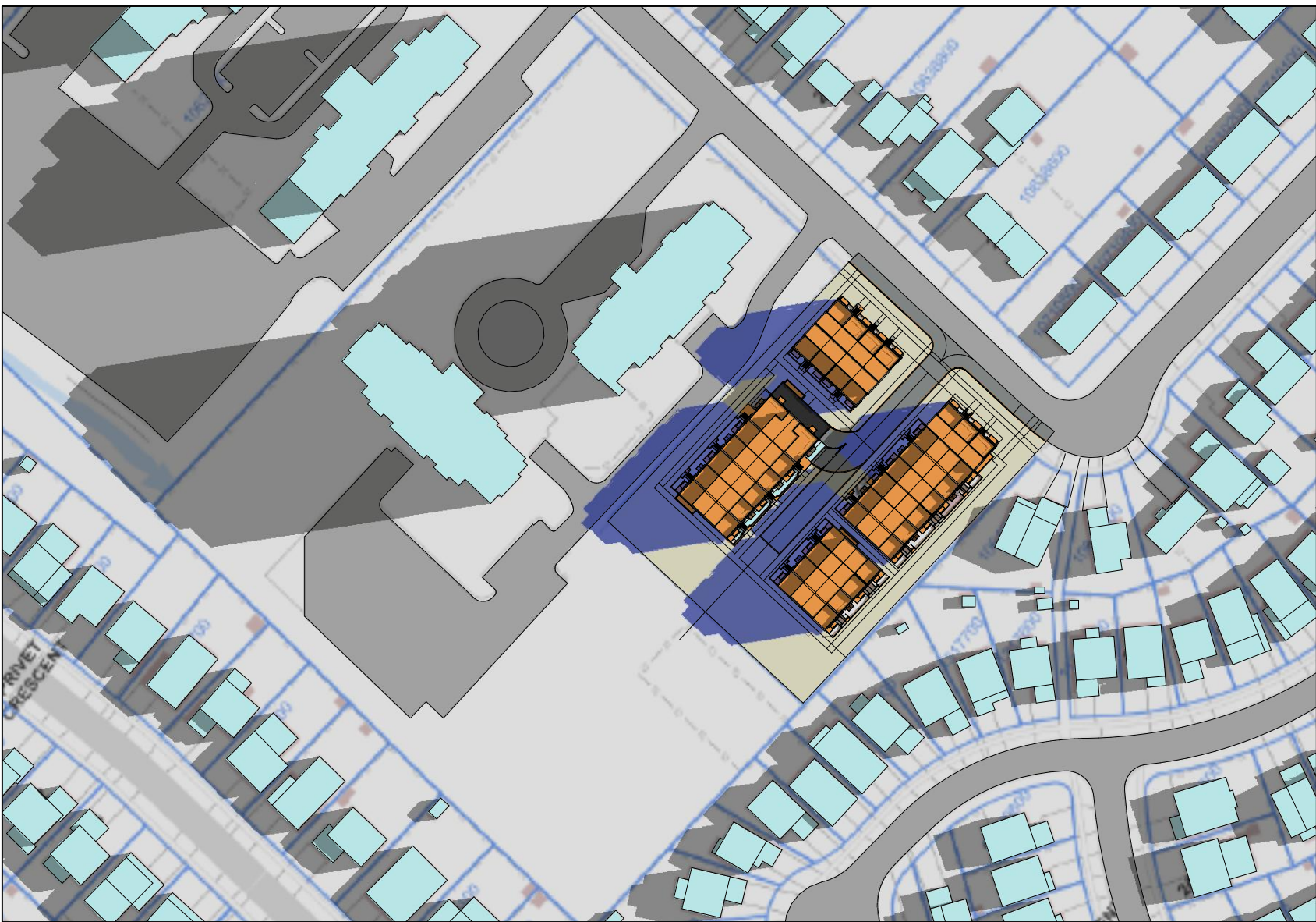
drawing number:
A403



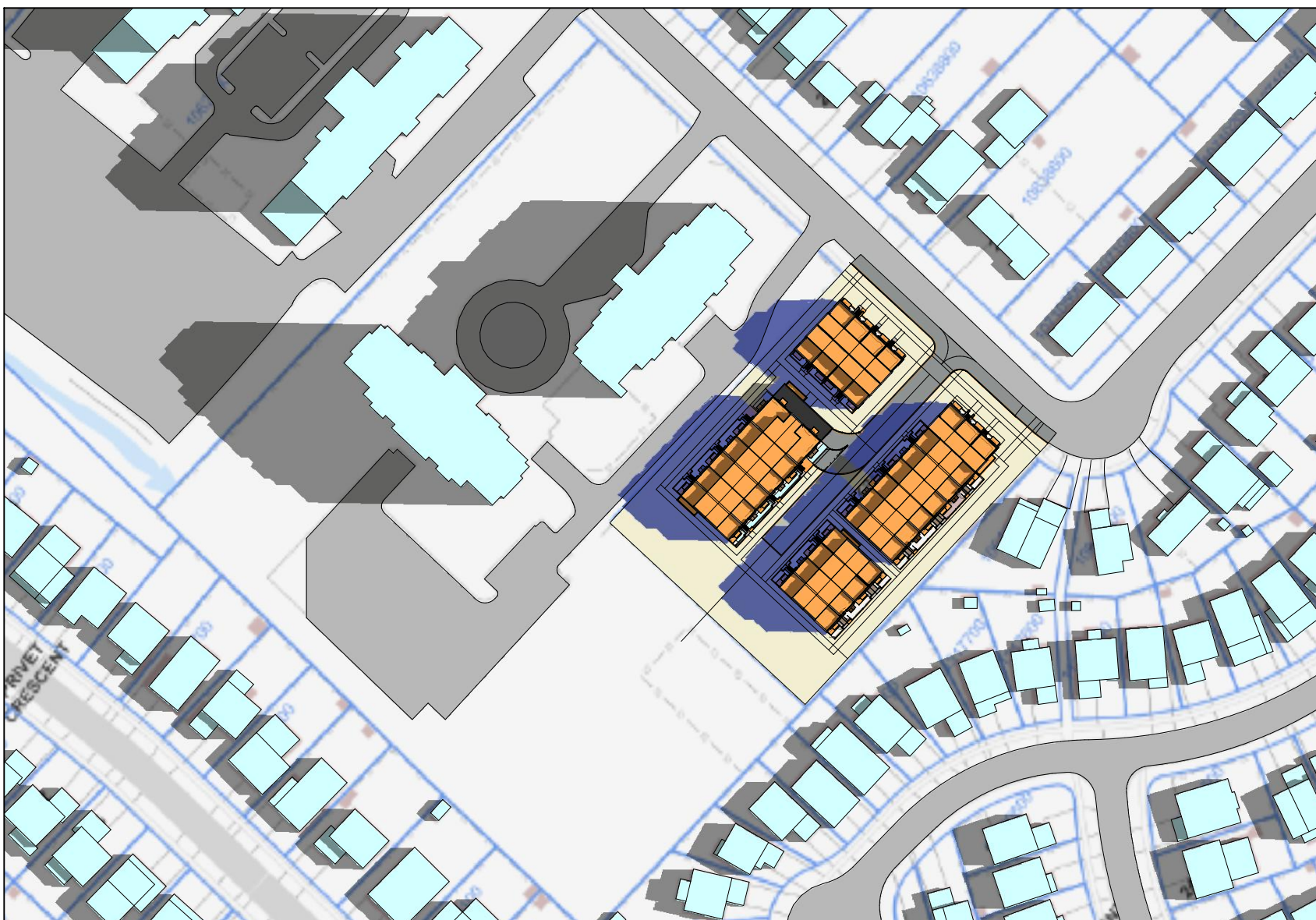
1 5:37 am
A410 scale 1:1600



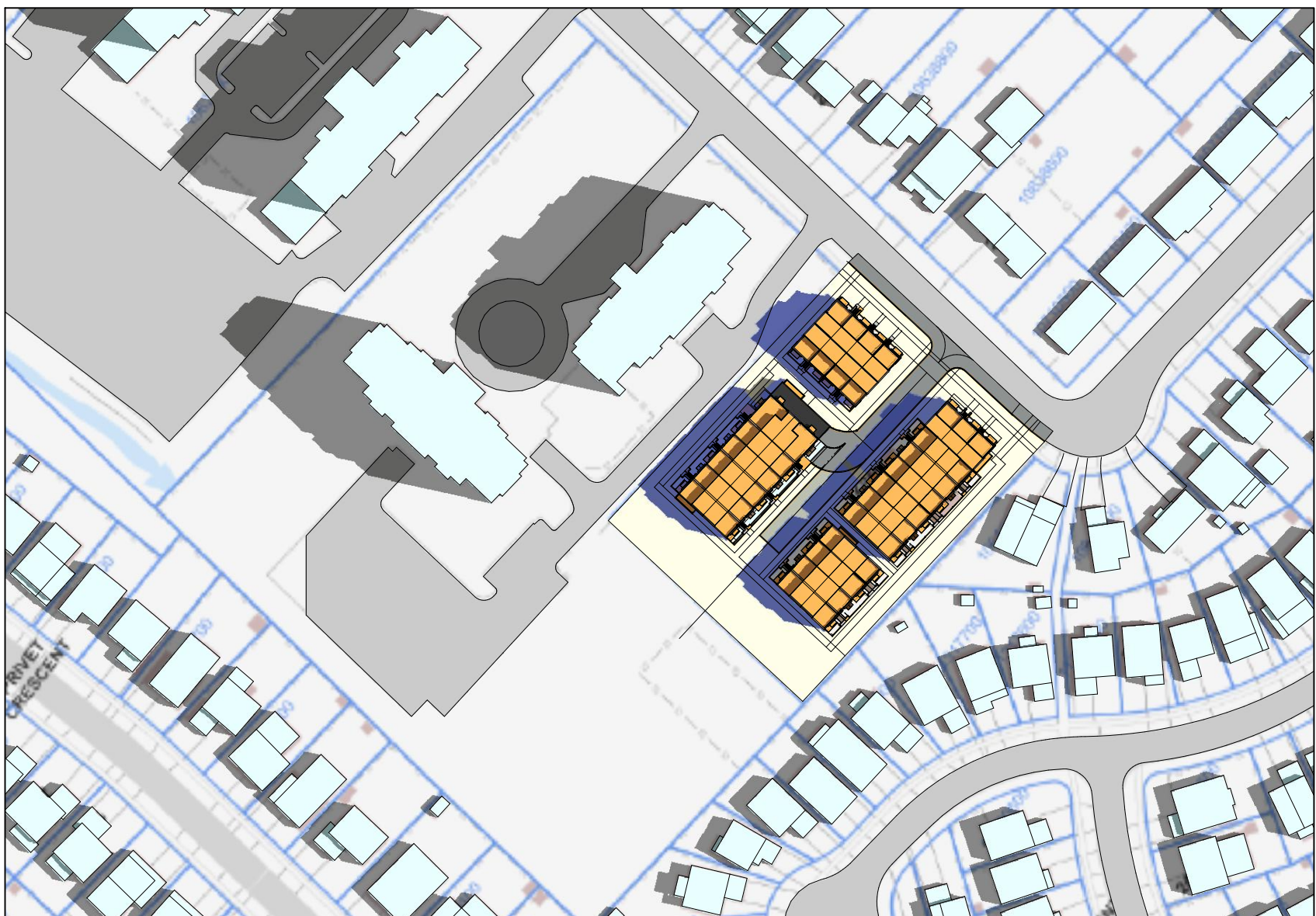
2 7:07 am
A410 scale 1:1600



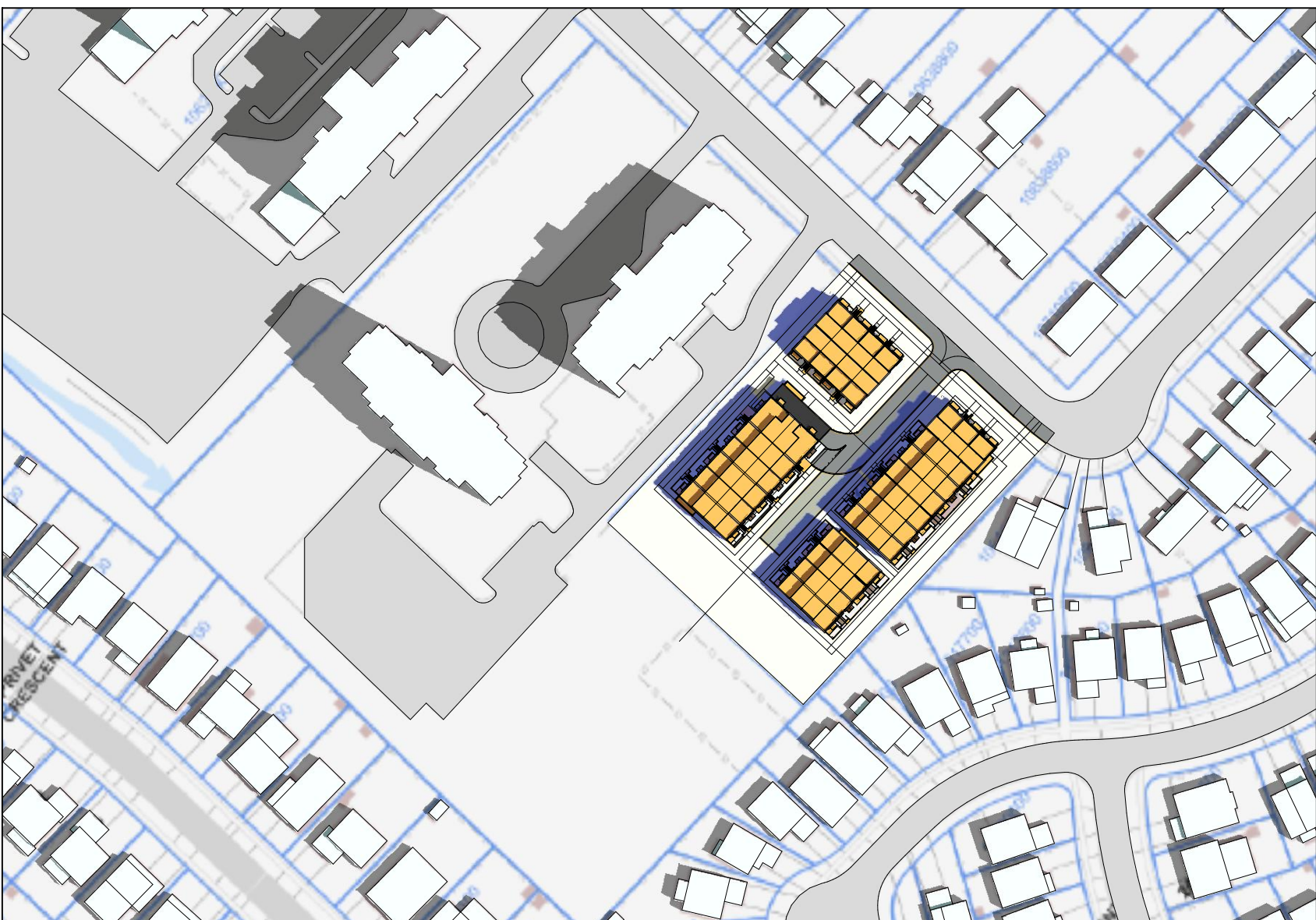
3 7:20 am
A410 scale 1:1600



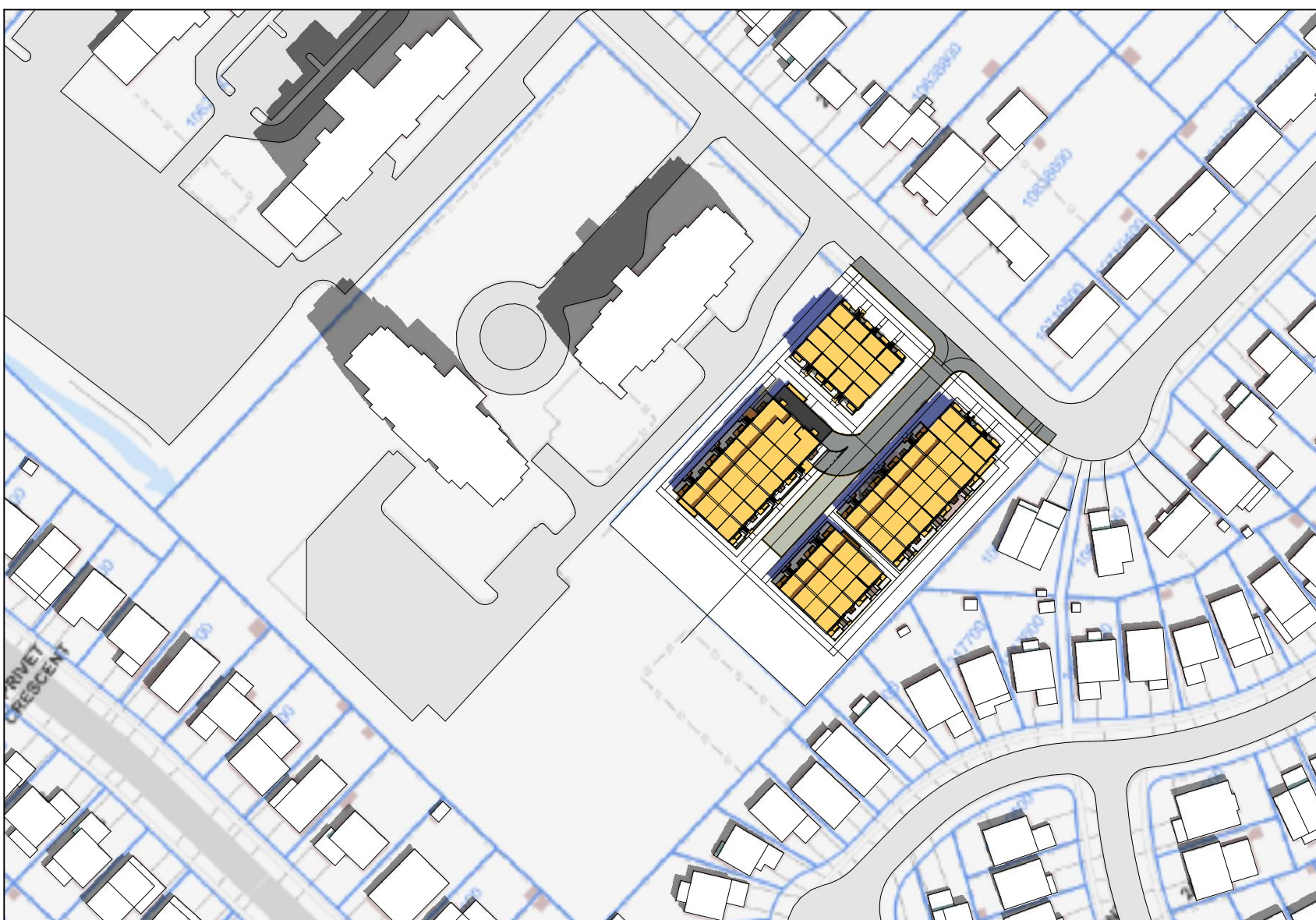
4 8:20 am
A410 scale 1:1600



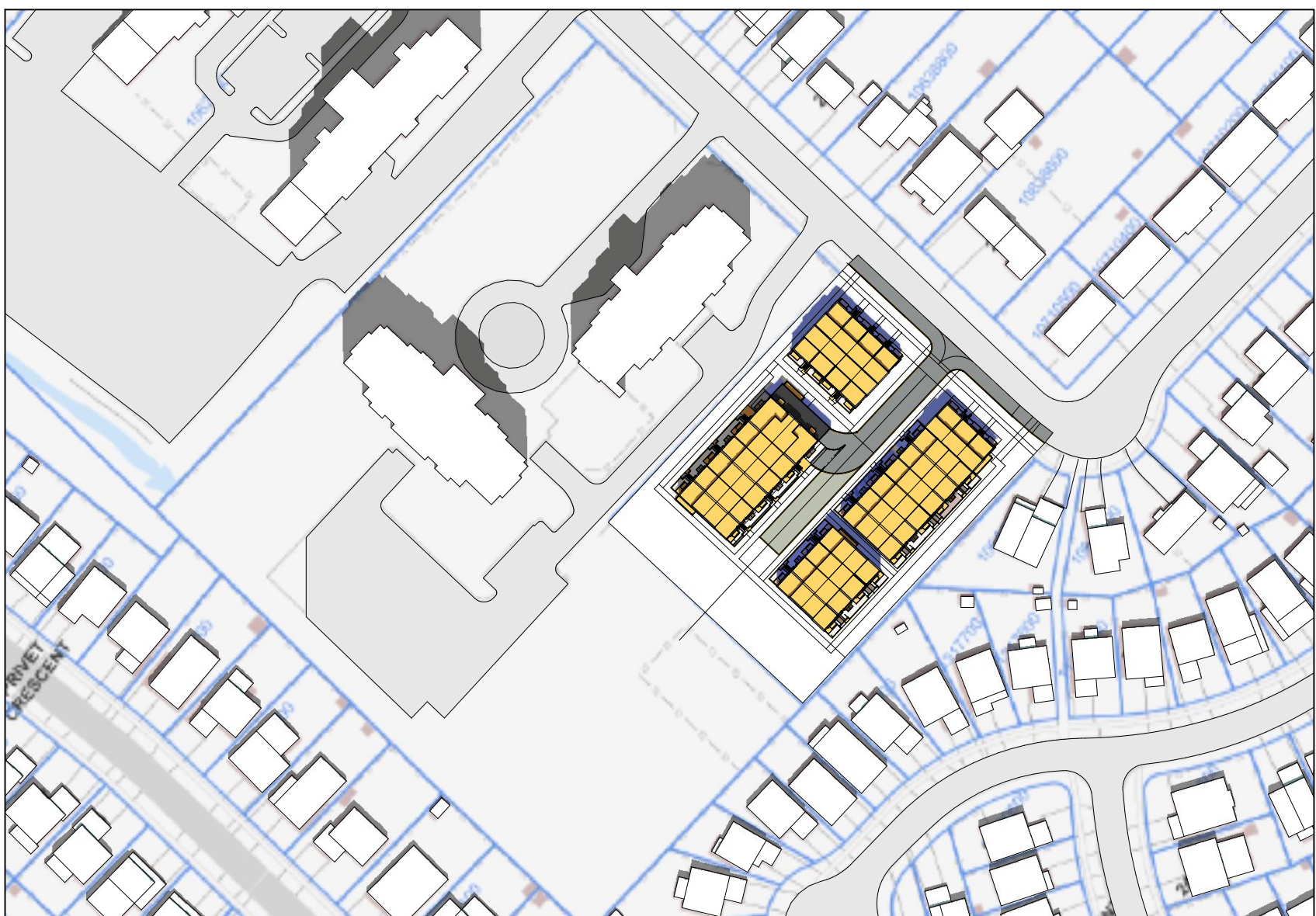
5 9:20 am
A410 scale 1:1600



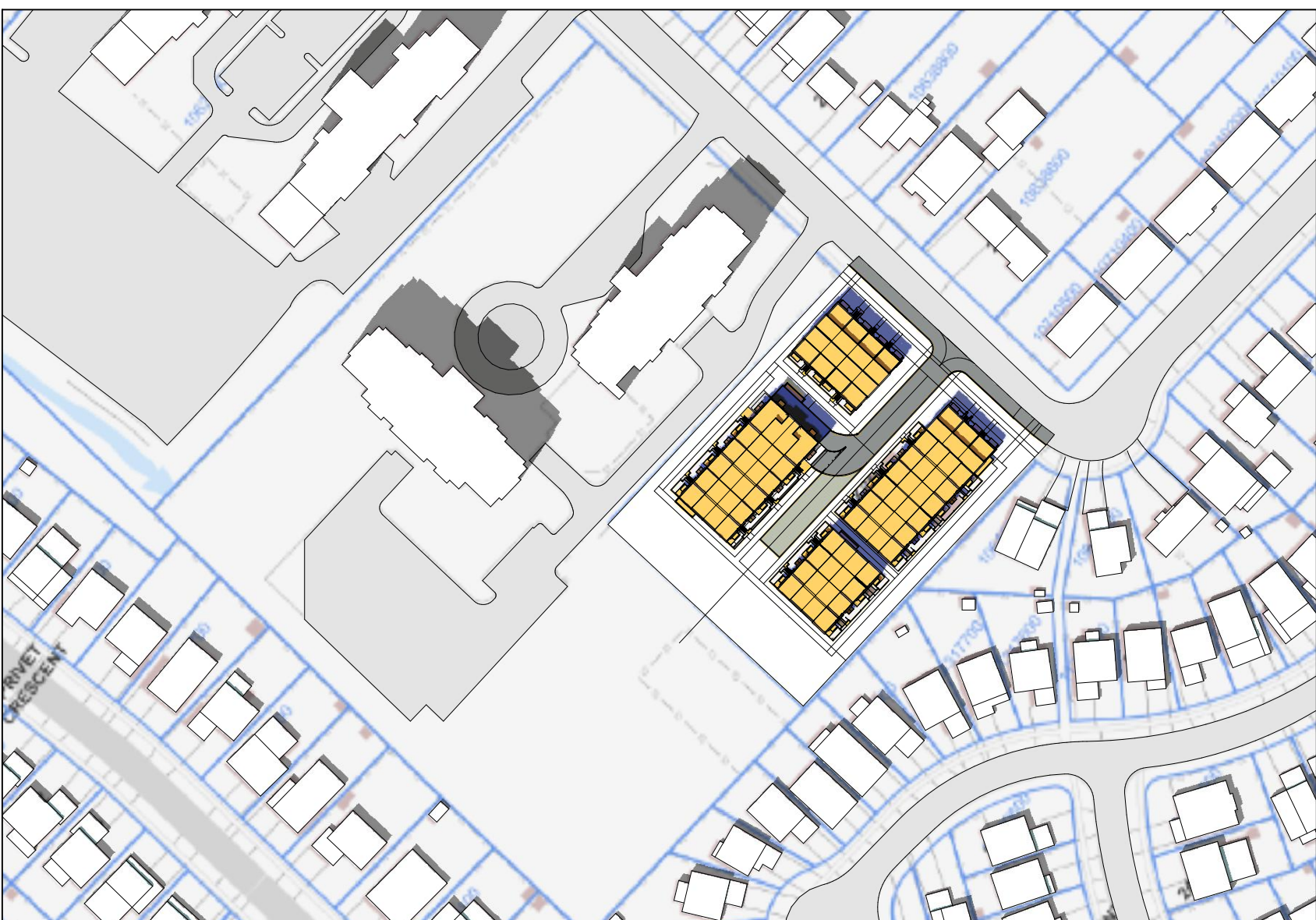
6 10:20 am
A410 scale 1:1600



7 11:20 am
A410 scale 1:1600



8 12:20 pm
A410 scale 1:1600



9 13:20 pm
A410 scale 1:1600

The drawings are the property of Architecture Unfolded. The drawing and all associated documents are an instrument of service by the Designer. The drawing and the information contained therein may not be reproduced in whole or in part without prior written permission of the Designer.

These Contract Documents are the property of the architect. The architect bears no responsibility for the interpretation of these documents by the contractor upon written application the architect will provide written clarification or supplementary information regarding the intent of the Contract Documents. The architect will review Shop Drawings submitted by the Contractor for design conformance only.

Drawings are not to be scaled for construction. Contractor to verify all existing conditions and dimensions required to perform the work and report any discrepancies with the Contract Documents to the architect before commencing work.


Positions of proposed or finished mechanical or electrical devices, fittings, and fixtures are indicated on architectural drawings. The locations shown on the architectural drawings govern over the Mechanical and Electrical drawings. Those items not clearly located will be located as directed by the architect.

These drawings are not to be used for construction unless noted below or "Issued for Construction".

All work to be carried out in conformance with the Code and bylaws of the authorities having jurisdiction.

The Designer of these plans and specifications gives no warranty or representation to any party about the constructability of the represented by them. All contractors or subcontractors must satisfy themselves when bidding and at all times that they can properly construct the work represented by these plans.

notes:

KEY	
	PROPOSED SHADOW

4 re-issued for rezoning
3 issued to client for review
2 issued to city for review
1 issued for rezoning
revisions:

05.22.2019
05.21.2019
04.09.2019
10.26.2018

architectural team :

mark zwicker



planning:
design plan services inc
structural:
-
electrical:
-
mechanical:
-
landscape:
bsq landscape architects
site services:
odan-defech
owner:
plazacorp

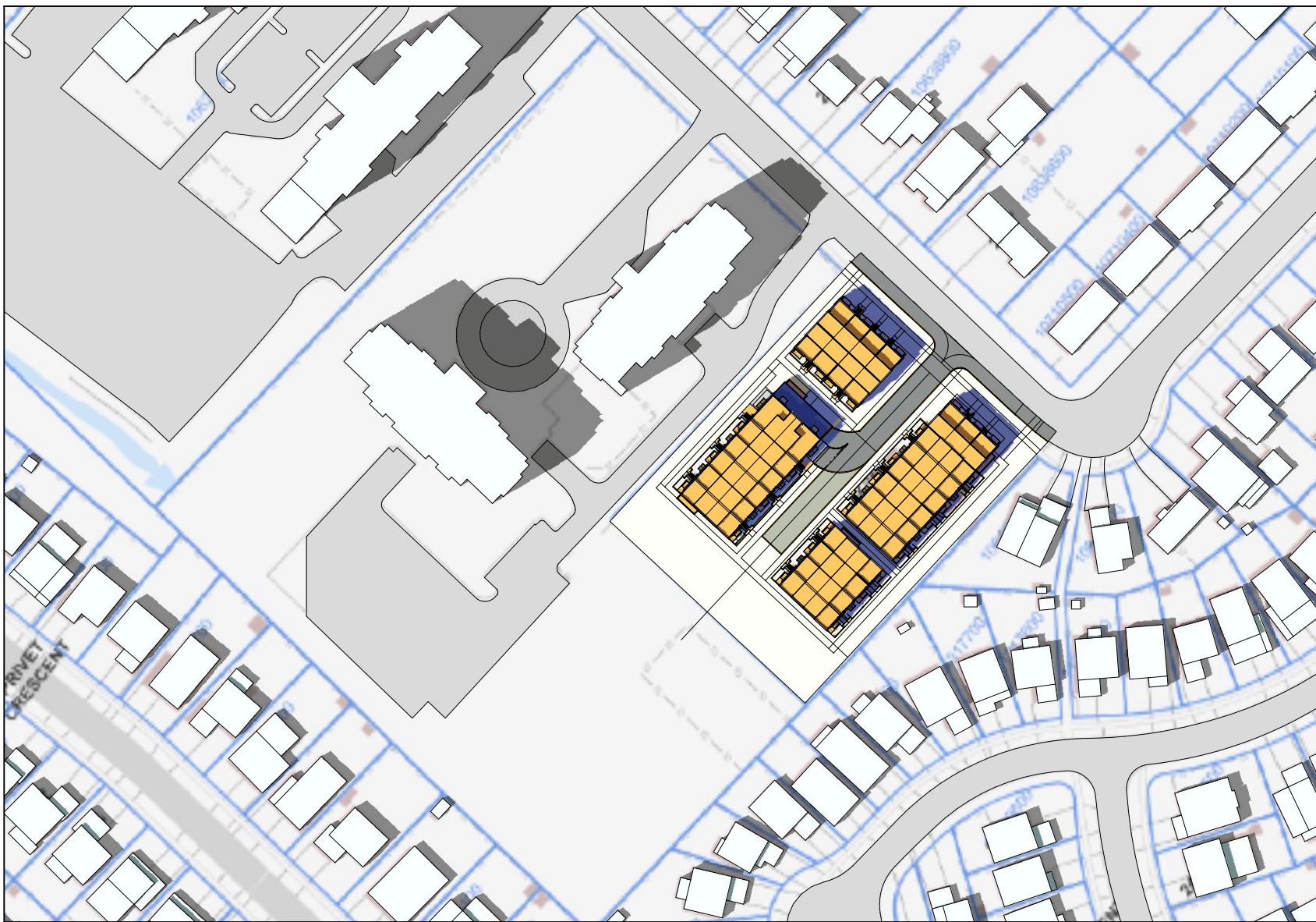
project:
2512-2532 argyle rd
mississauga, ontario

shadow study -
june 21st

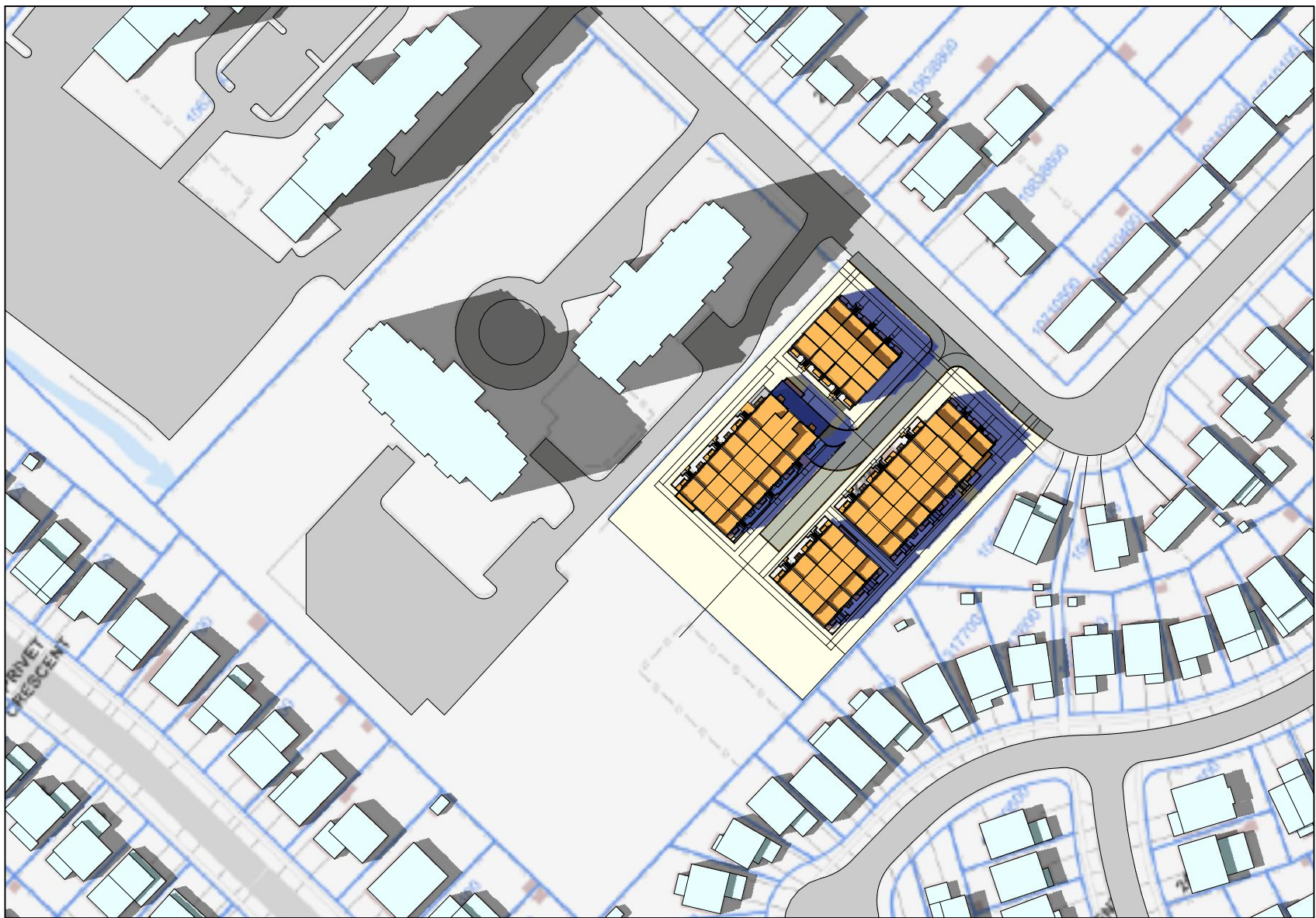
may.22.2019
1:1600
17-43
mf

date:
scale:
project:
drawn by:

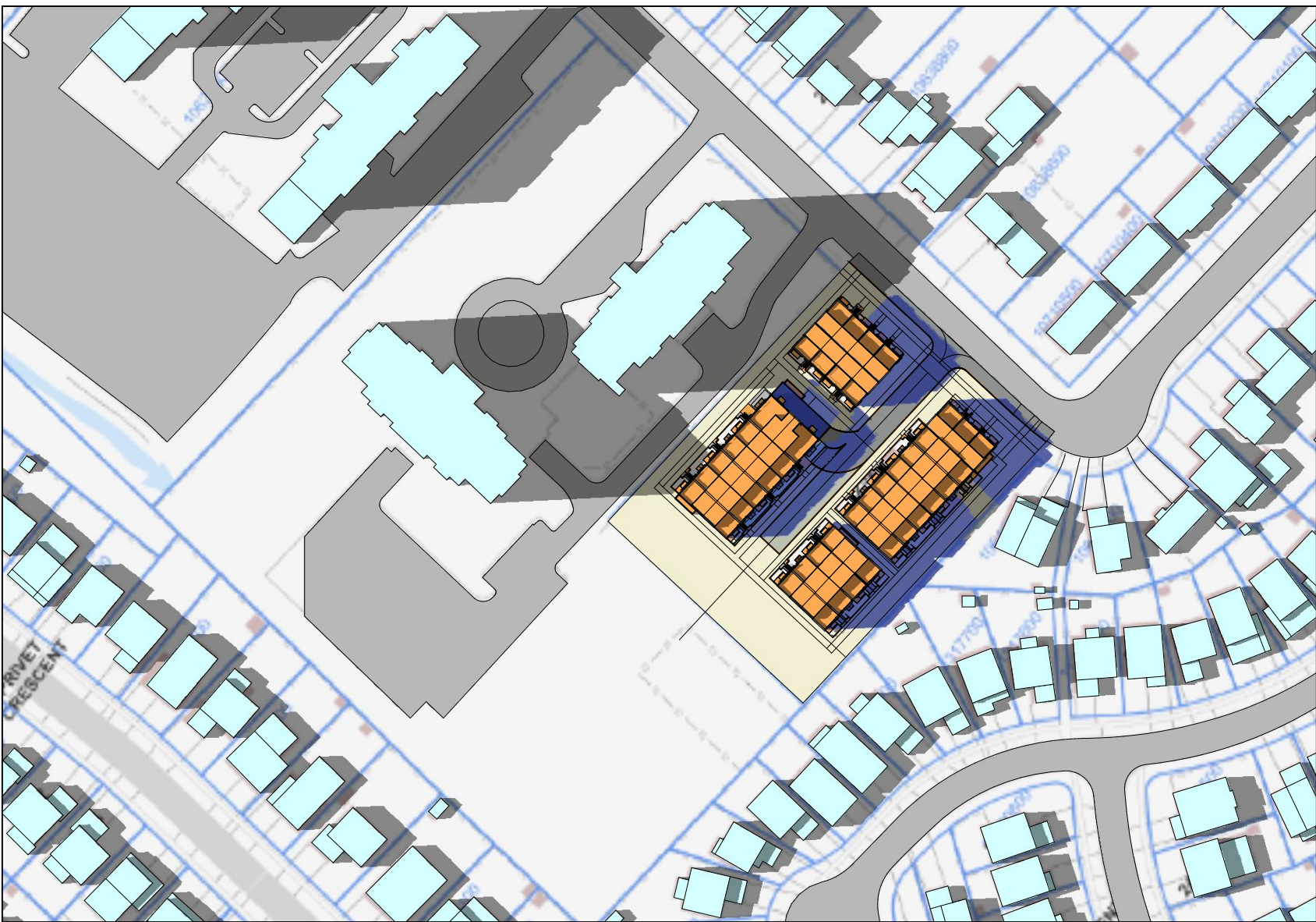
drawing number:
A410



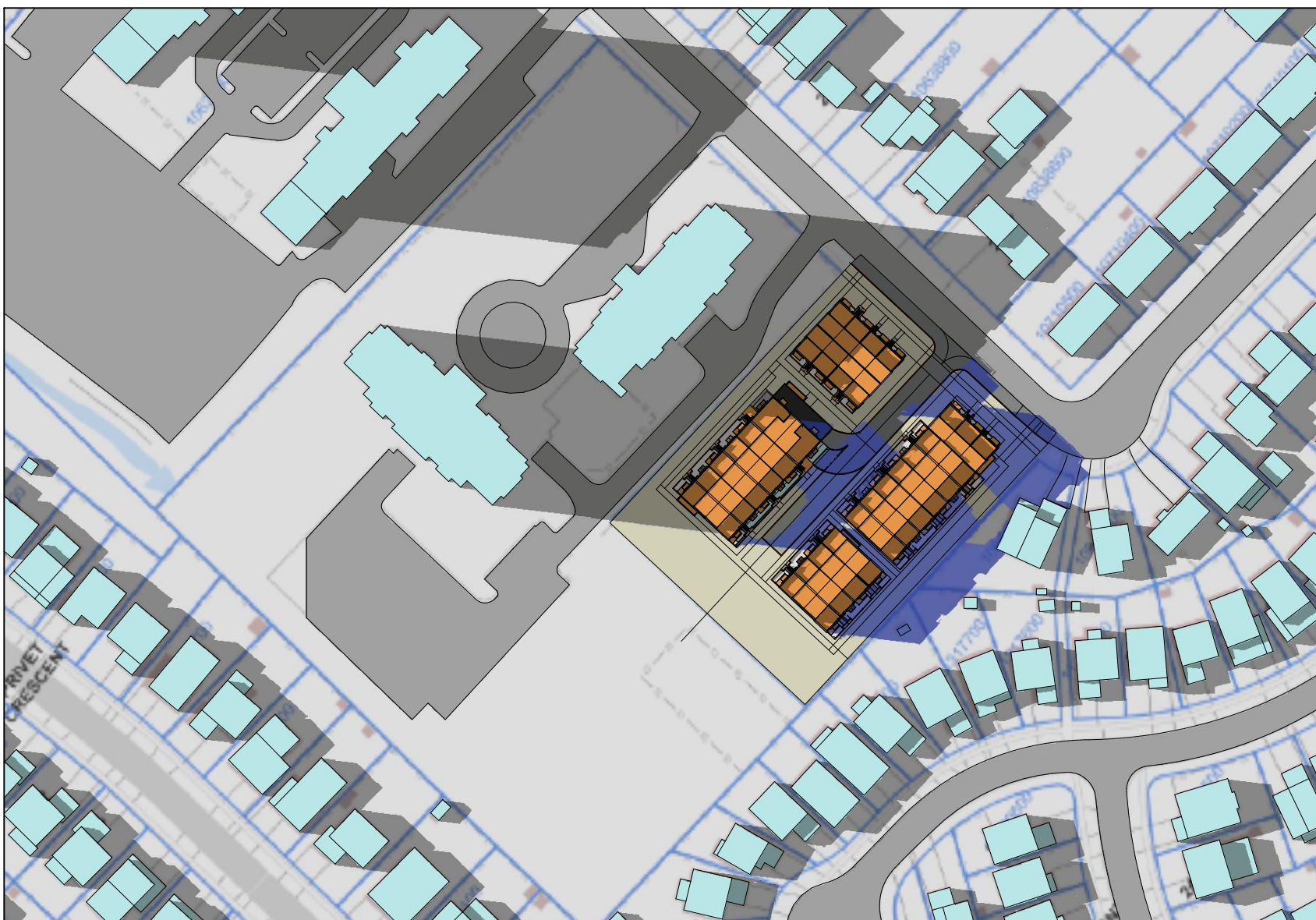
1 14:20 pm
A410 scale 1:1600



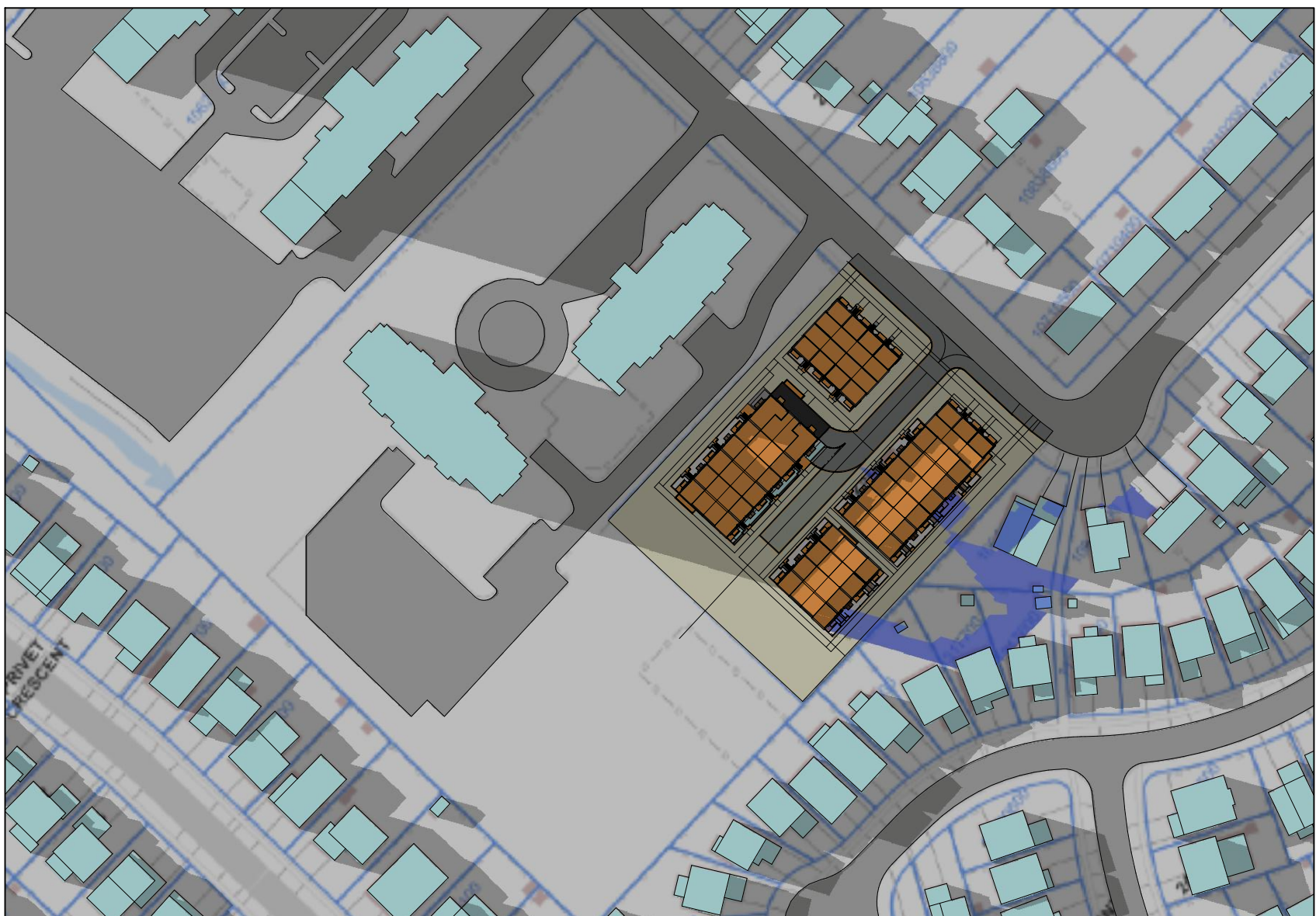
2 15:20 pm
A410 scale 1:1600



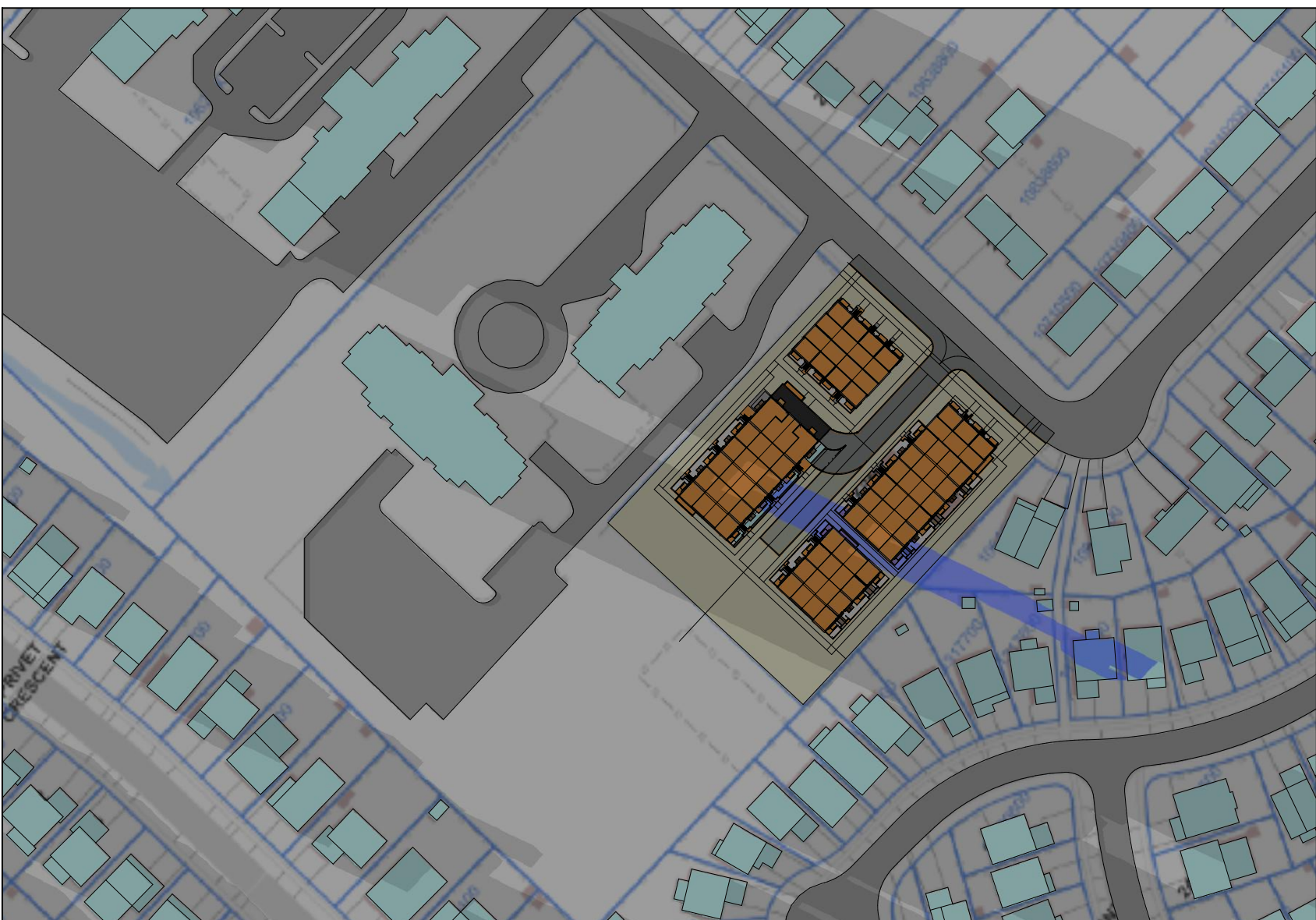
3 16:20 pm
A410 scale 1:1600



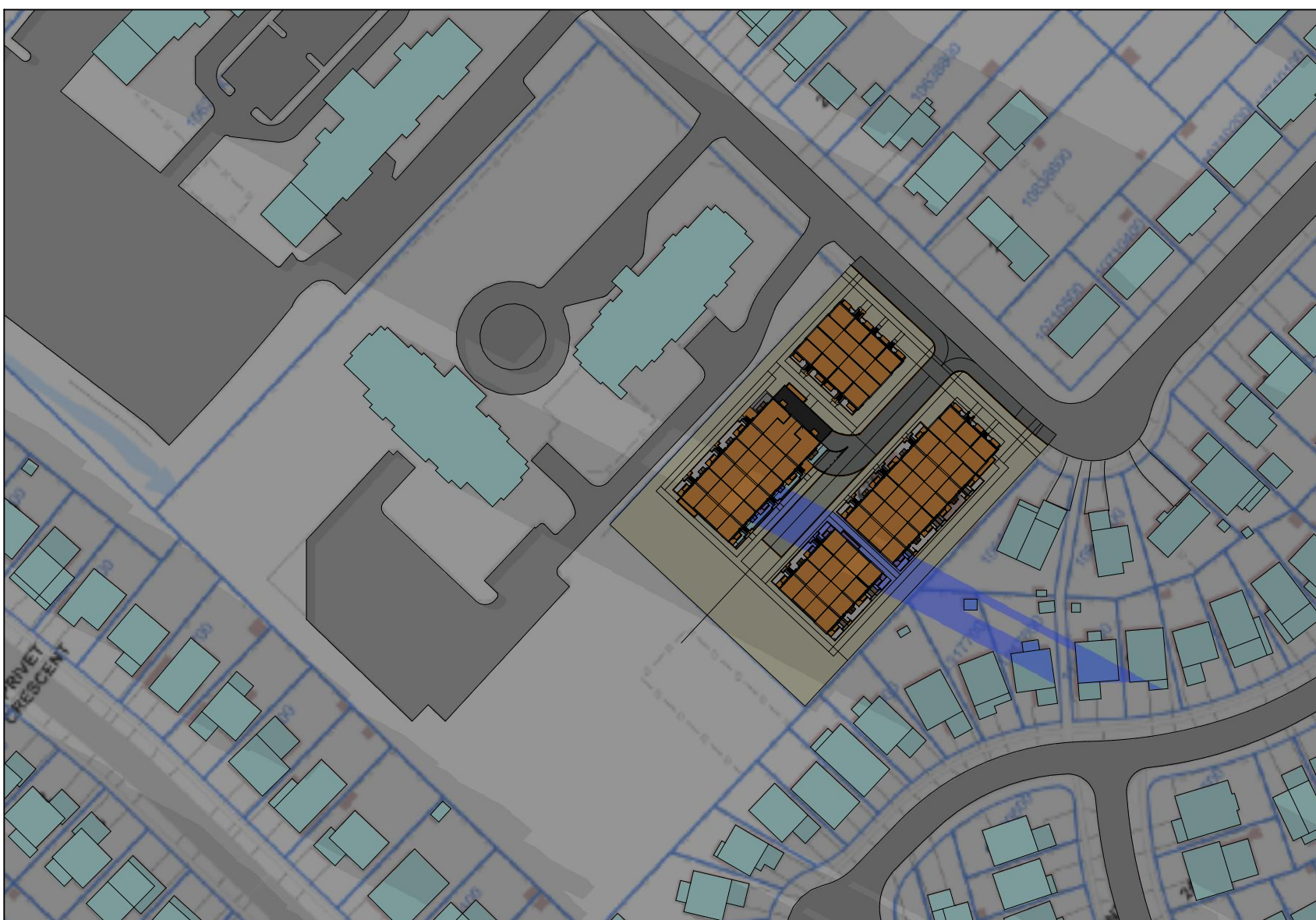
4 17:20 pm
A410 scale 1:1600



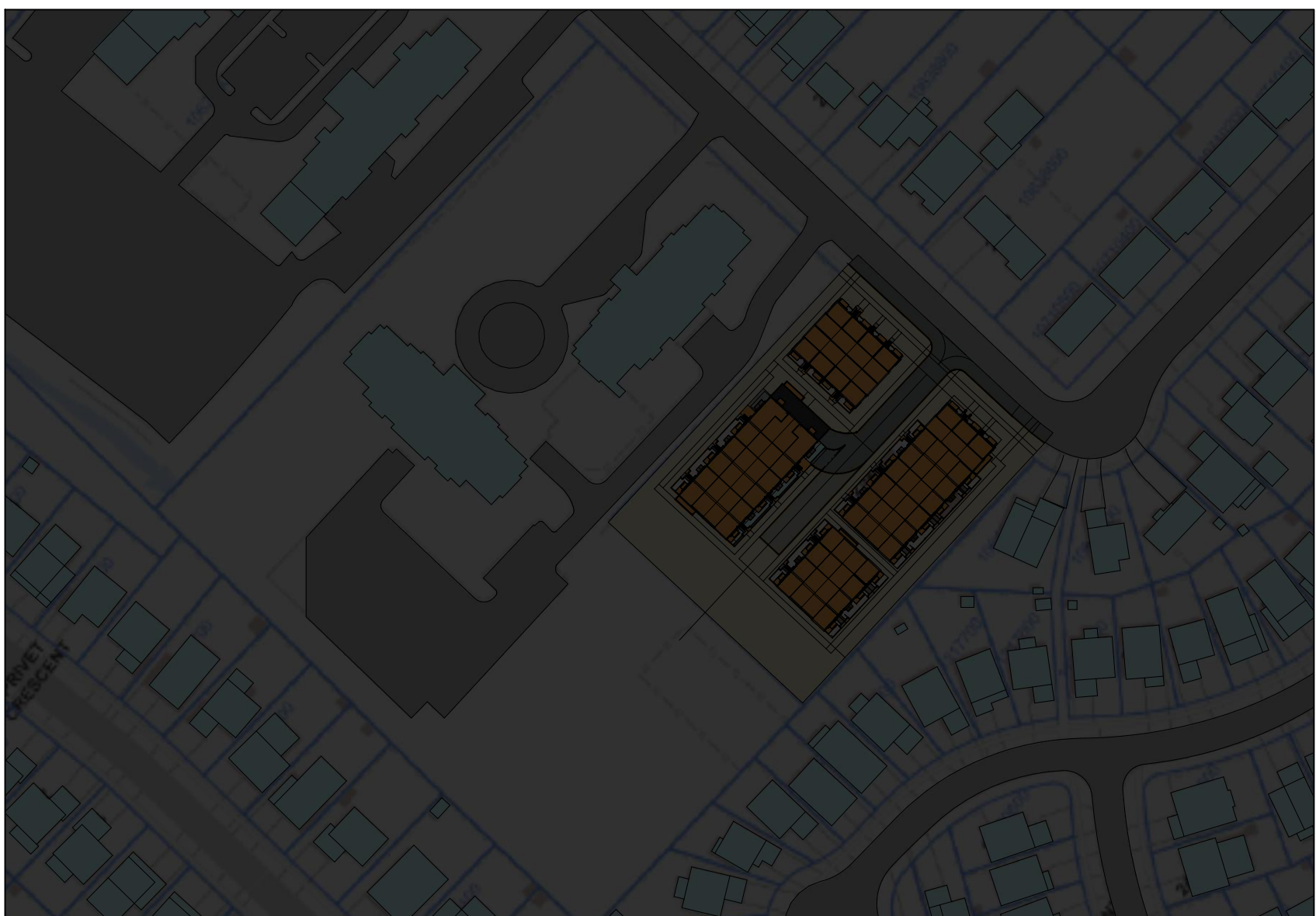
5 18:20 pm
A410 scale 1:1600



6 19:20 pm
A410 scale 1:1600



7 19:33 pm
A410 scale 1:1600



8 21:03 pm
A410 scale 1:1600

The drawings are the property of Architecture Unfolded. The drawing and all associated documents are an instrument of service by the Designer. The drawing and the information contained therein may not be reproduced in whole or in part without prior written permission of the designer.

These Contract Documents are the property of the architect. The architect bears no responsibility for the interpretation of these documents by the Contractor upon written application the architect will provide written graphic clarification or supplementary information regarding the intent of the Contract Documents. The architect will review Shop Drawings submitted by the Contractor for design conformance only.

Drawings are not to be scaled for construction. Contractor to verify of existing conditions and dimensions required to perform the work and report any discrepancies with the Contract Documents to the architect before commencing work.


Positions of proposed or finished mechanical or electrical devices, fittings, and fixtures are indicated on architectural drawings. The locations shown on the architectural drawings govern over the Mechanical and Electrical drawings. Those items not clearly located will be located as directed by the architect.

These drawings are not to be used for construction unless noted below as "Issued for Construction".

All work to be carried out in conformance with the Code and bylaws of the authorities having jurisdiction.

The Designer of these plans and specifications gives no warranty or representation to any party about the constructability of the represented by them. All contractors or subcontractors must satisfy themselves when bidding and at all times that they can properly construct the work represented by these plans.

notes:

KEY	
	PROPOSED SHADOW

4 re-issued for rezoning 05.22.2019
3 issued to client for review 05.21.2019
2 issued to city for review 04.09.2019
1 issued for rezoning 10.26.2018
revisions:

architectural team :

mark zwicker



planning:
design plan services inc
structural:
-
electrical:
-
mechanical:
-
landscape:
bsq landscape architects
site services:
odan-defech
owner:
plazacorp

project:
2512-2532 argyle rd
mississauga, ontario

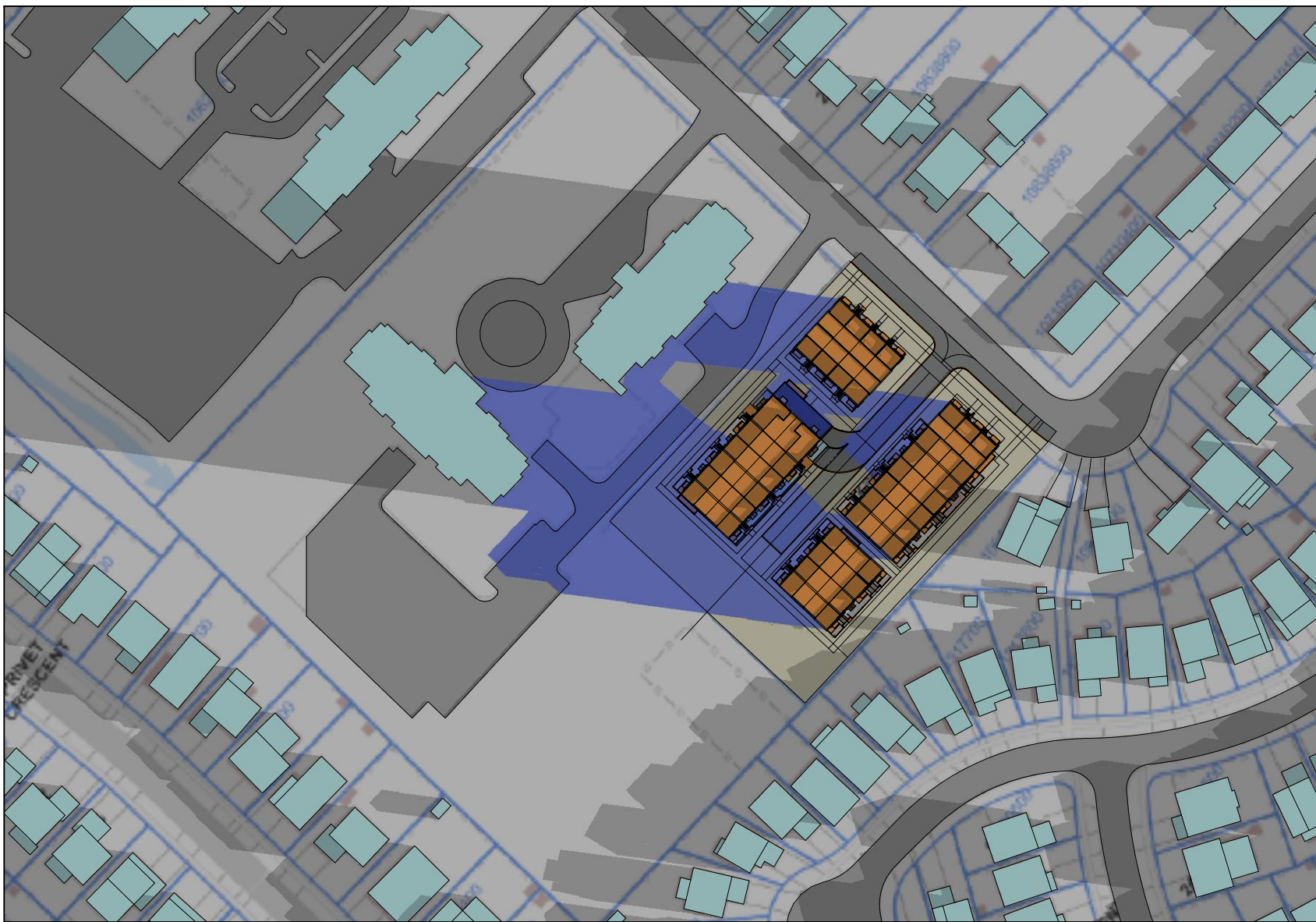
shadow study -
june 21st cont.

may.22.2019
1:1600
17-43
mf

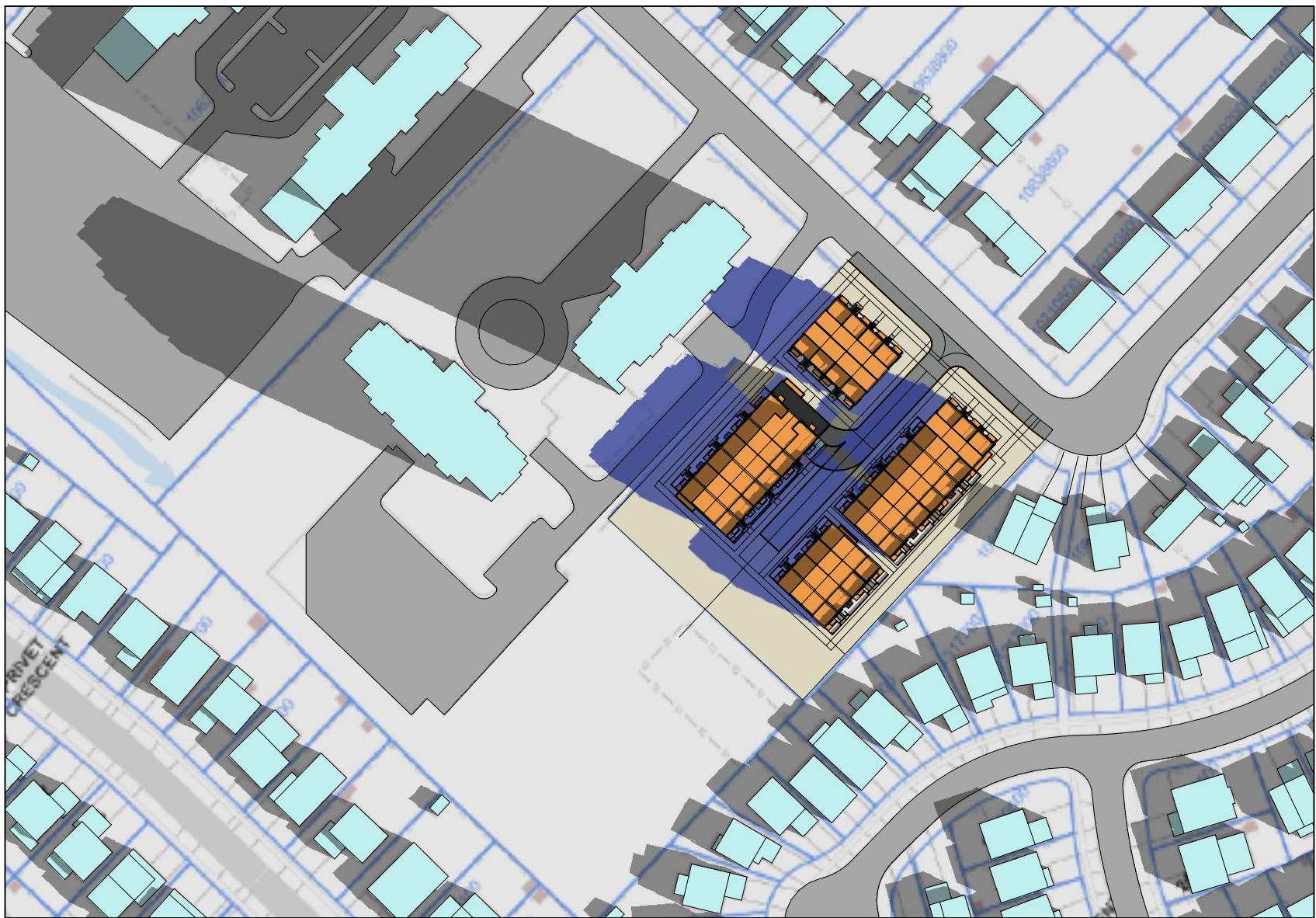
date:
scale:
project:
drawn by:

drawing number:

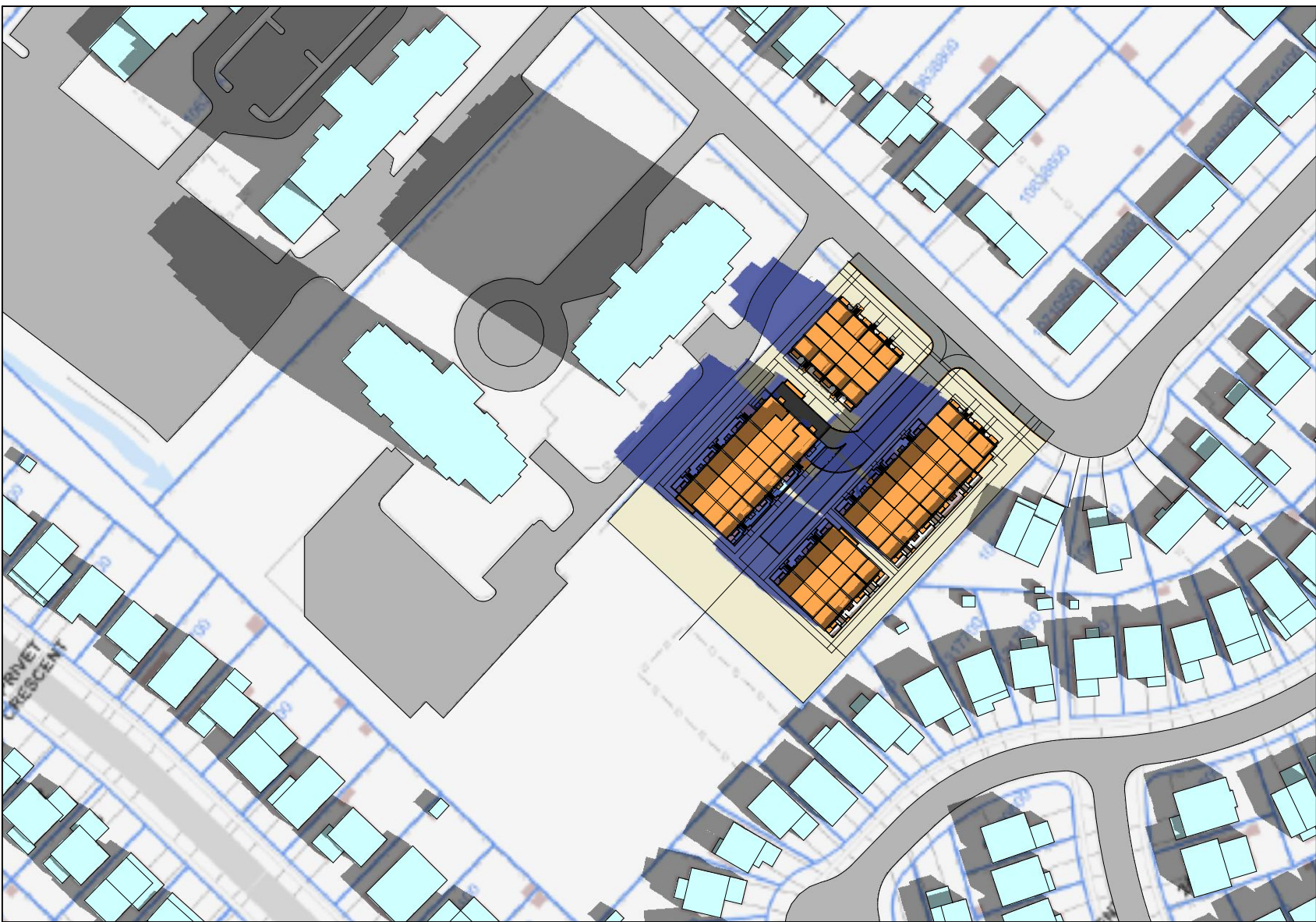
A410a



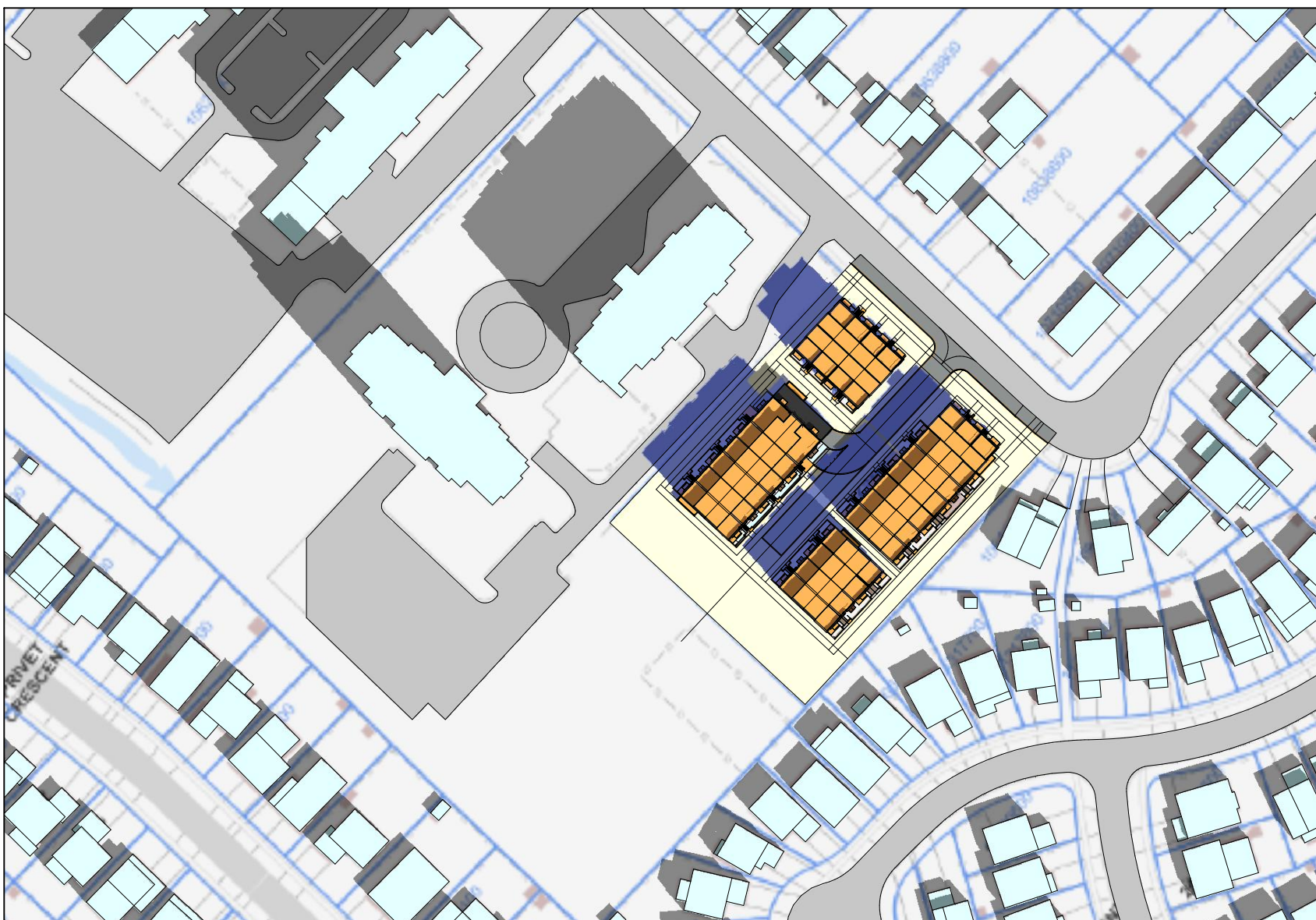
1 7:05 am
A410 scale 1:1600



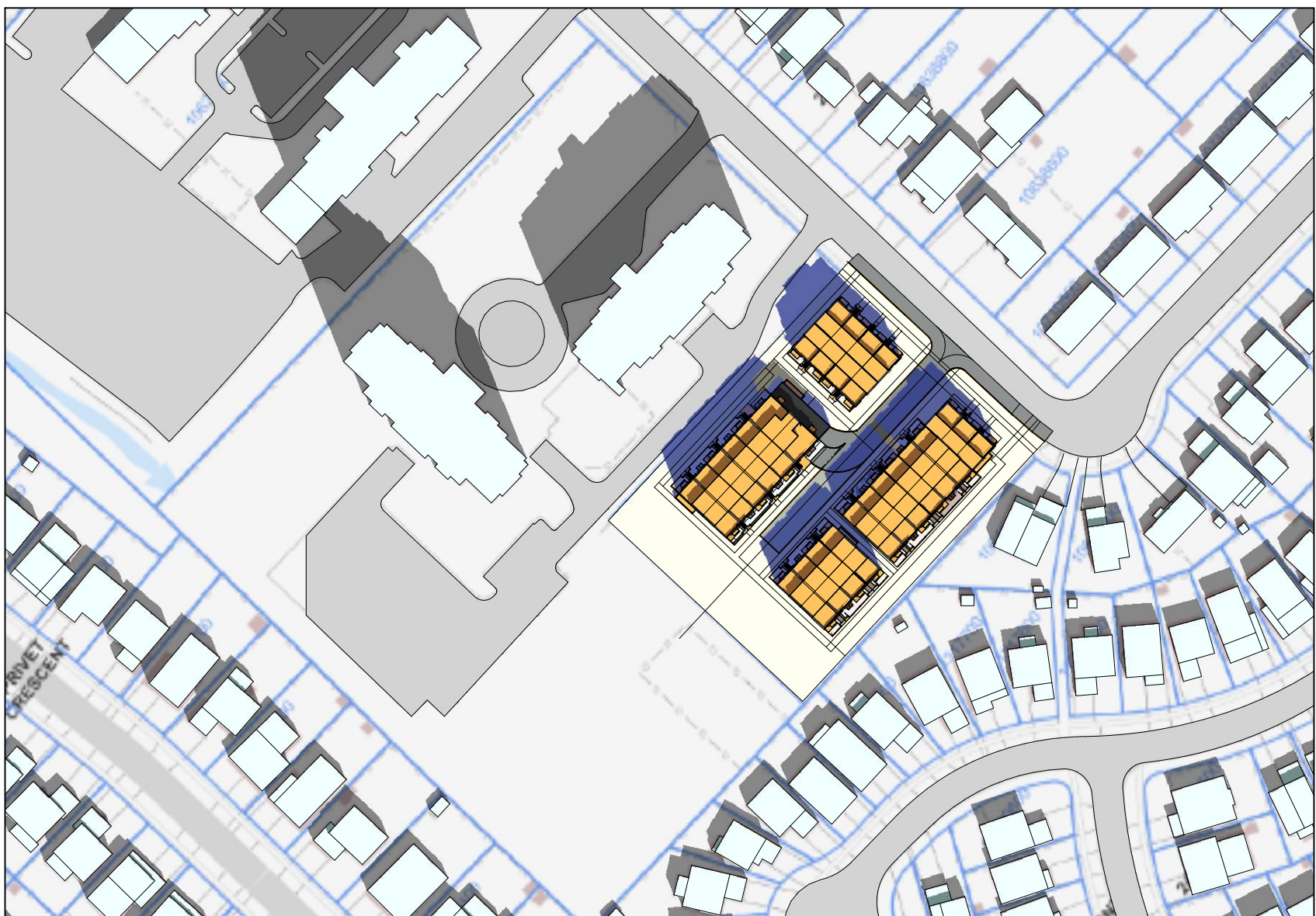
2 8:35 am
A410 scale 1:1600



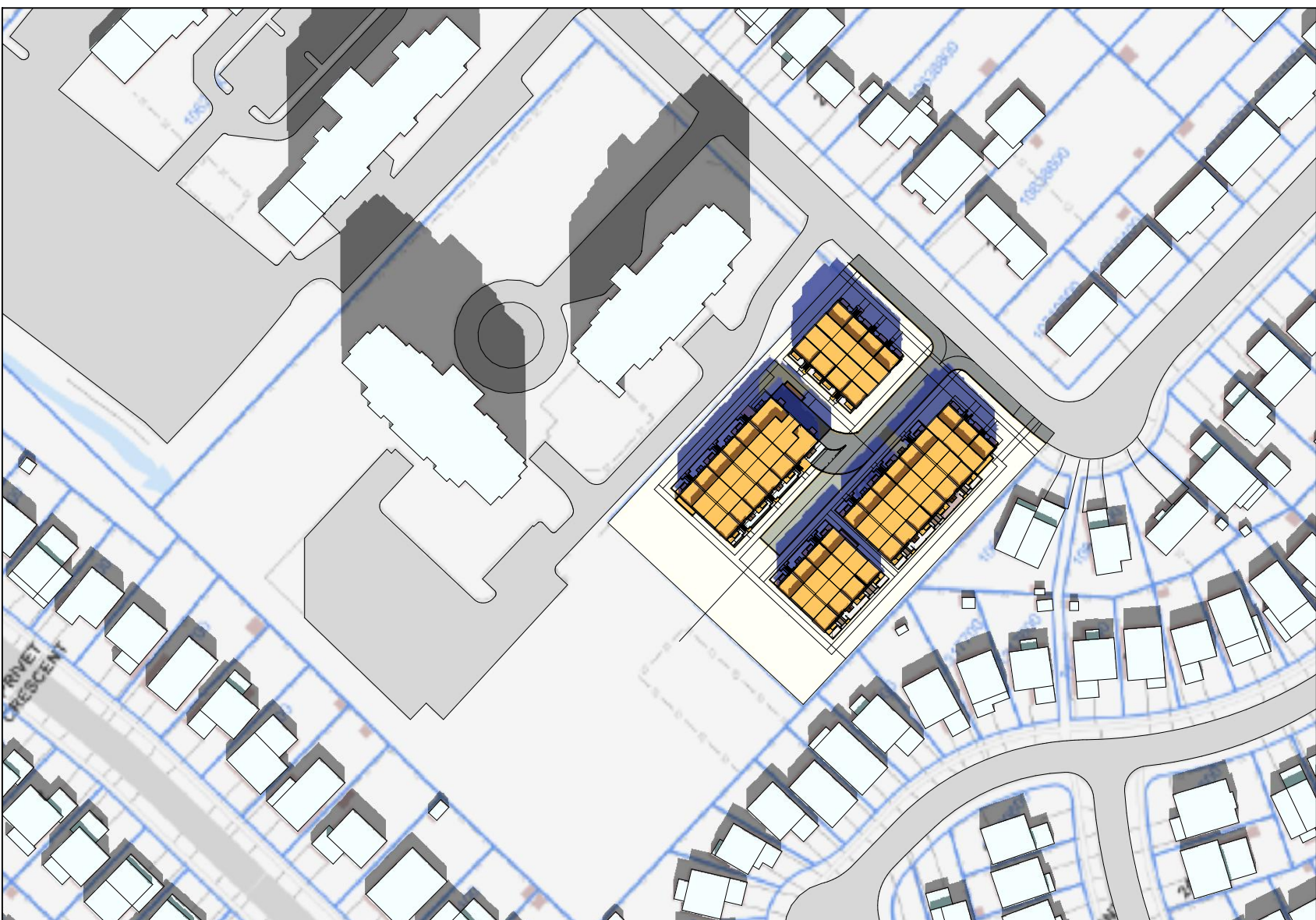
3 9:12 am
A410 scale 1:1600



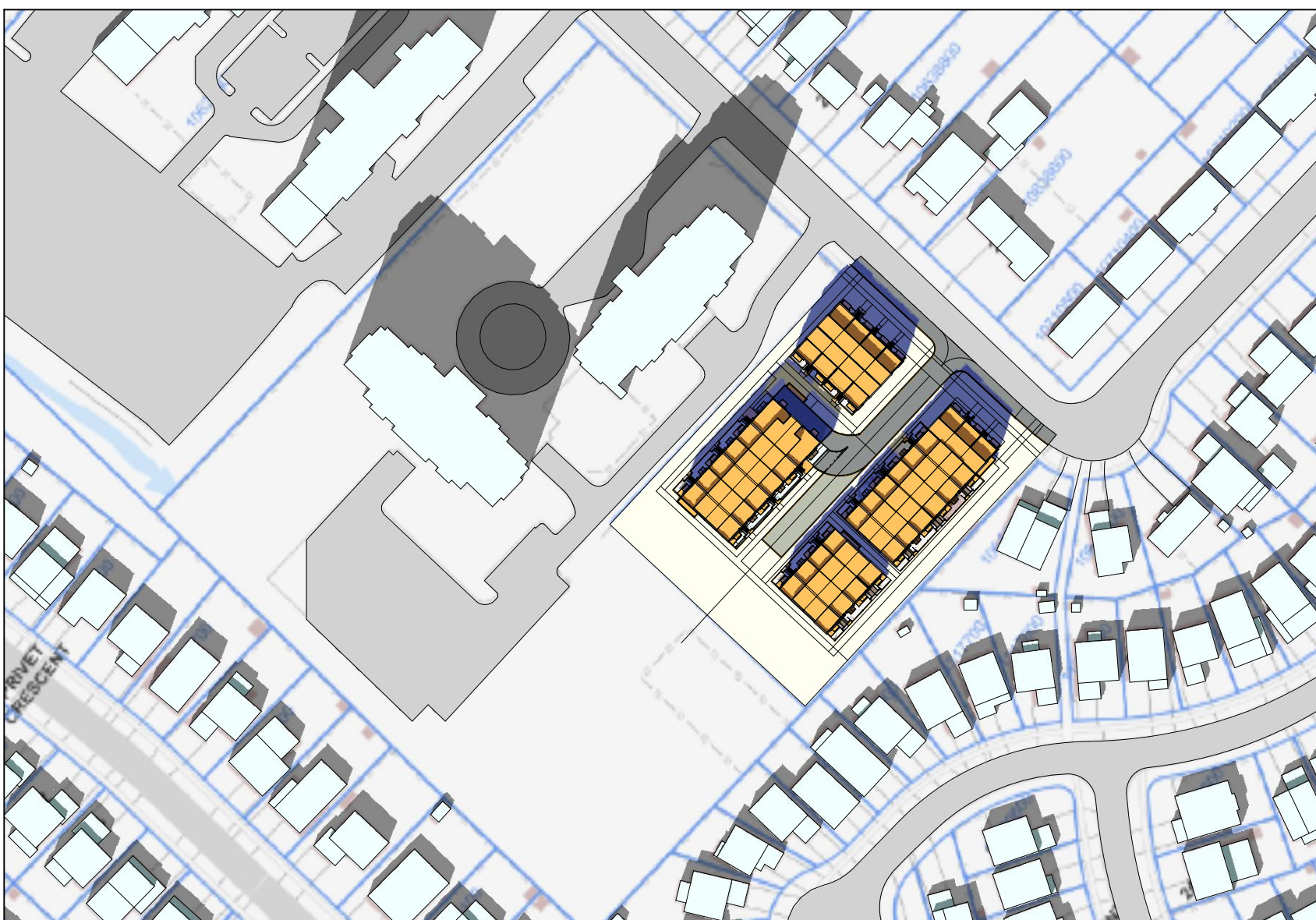
4 10:12 am
A410 scale 1:1600



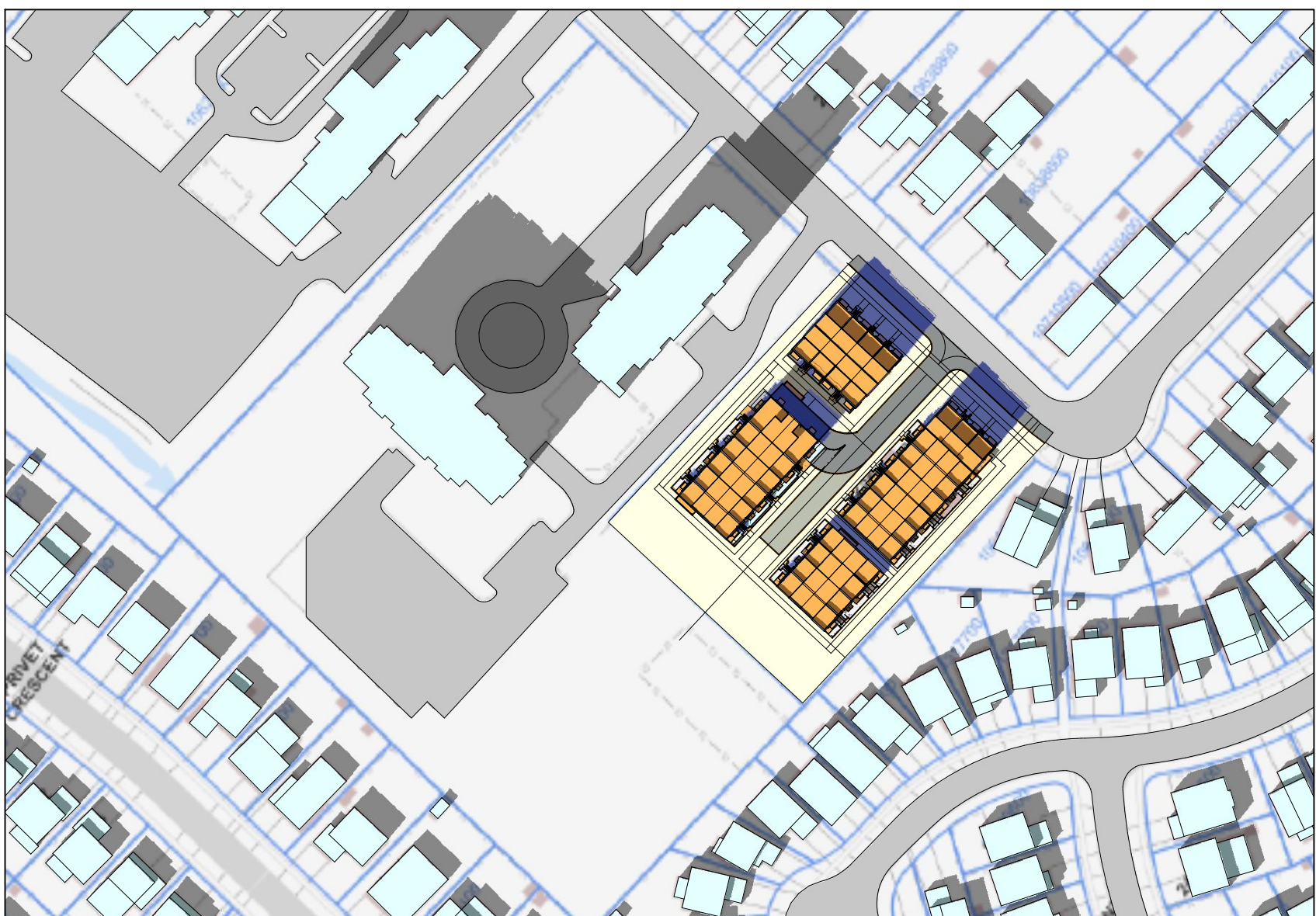
5 11:12 am
A410 scale 1:1600



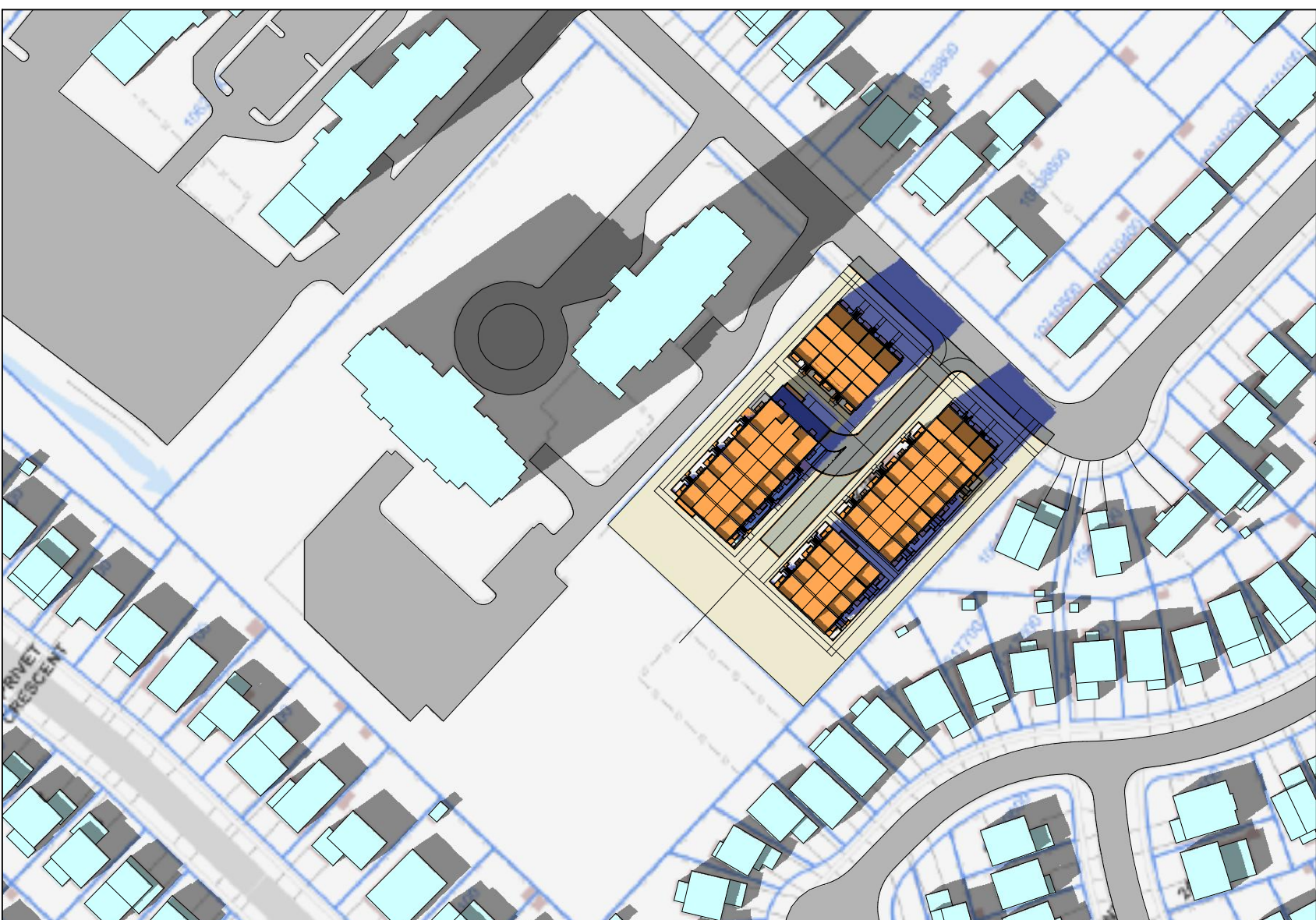
6 12:12 pm
A410 scale 1:1600



7 13:12 pm
A410 scale 1:1600



8 14:12 pm
A410 scale 1:1600



9 15:12 pm
A410 scale 1:1600

The drawings are the property of Architecture Unfolded. The drawing and all associated documents are an instrument of service by the Designer. The drawing and the information contained therein may not be reproduced in whole or in part without prior written permission of the Designer.

These Contract Documents are the property of the architect. The architect bears no responsibility for the interpretation of these documents by the Contractor upon written application the architect will provide written graphic clarification or supplementary information regarding the intent of the Contract Documents. The architect will review Shop Drawings submitted by the Contractor for design conformance only.

Drawings are not to be scaled for construction. Contractor to verify all existing conditions and dimensions required to perform the work and report any discrepancies with the Contract Documents to the architect before commencing work.


Positions of proposed or finished mechanical or electrical devices, fittings, and fixtures are indicated on architectural drawings. The locations shown on the architectural drawings govern over the Mechanical and Electrical drawings. Those items not clearly located will be located as directed by the architect.

These drawings are not to be used for construction unless noted below as "Issued for Construction".

All work to be carried out in conformance with the Code and bylaws of the authorities having jurisdiction.

The Designer of these plans and specifications gives no warranty or representation to any party about the constructability of the represented by them. All contractors or subcontractors must satisfy themselves when bidding and at all times that they can properly construct the work represented by these plans.

notes:

KEY	
	PROPOSED SHADOW

4 re-issued for rezoning 05.22.2019
3 issued to client for review 05.21.2019
2 issued to city for review 04.09.2019
1 issued for rezoning 10.26.2018
revisions:

architectural team :

mark zwicker



planning:

design plan services inc

structural:

electrical:

mechanical:

-

landscape:

bsq landscape architects

site services:

odan-defech

owner:

plazacorp

project:

2512-2532 argyle rd

mississauga, ontario

shadow study -
september 21st

may.22.2019

1:1600

17-43

mf

date:

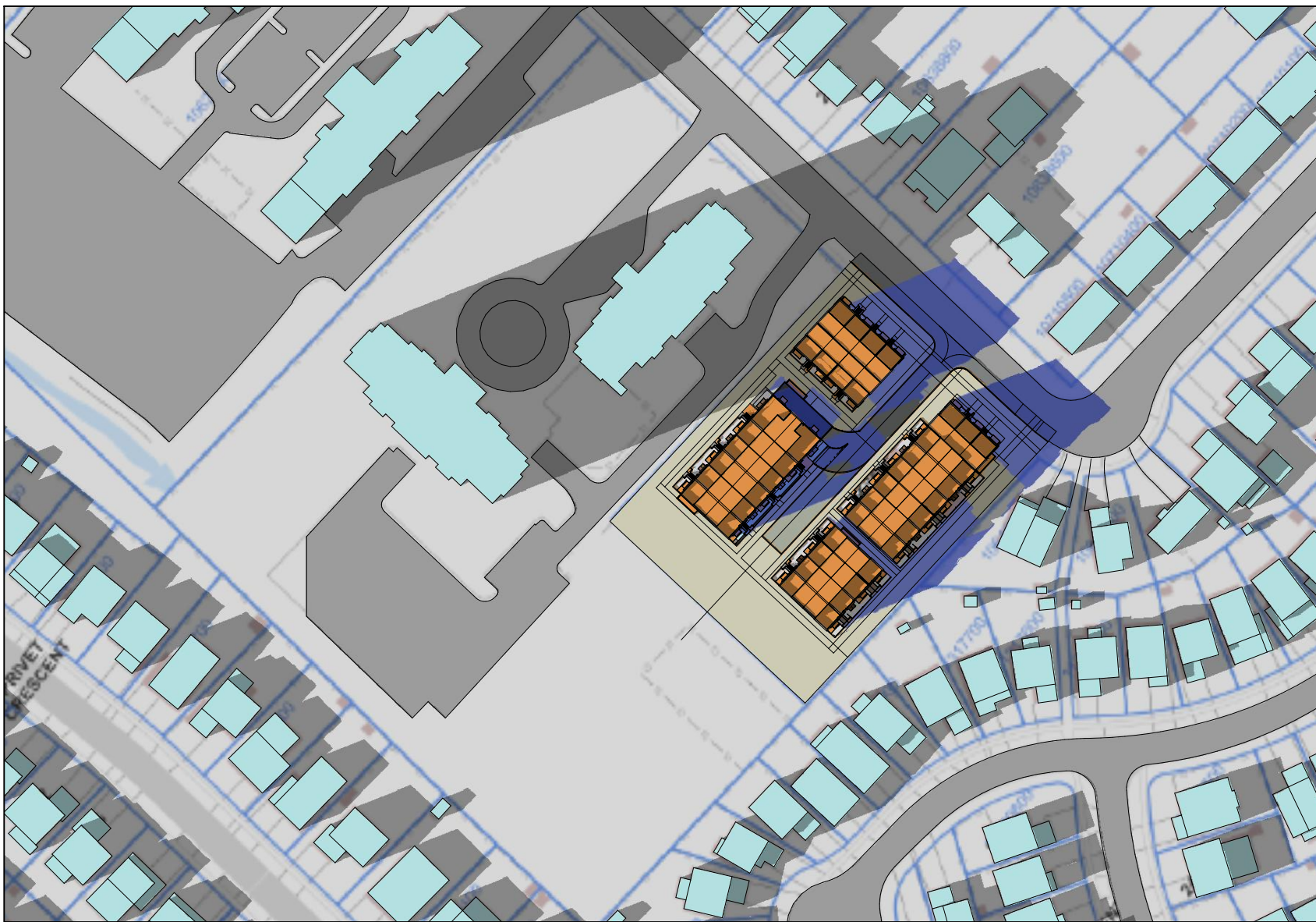
scale:

project:

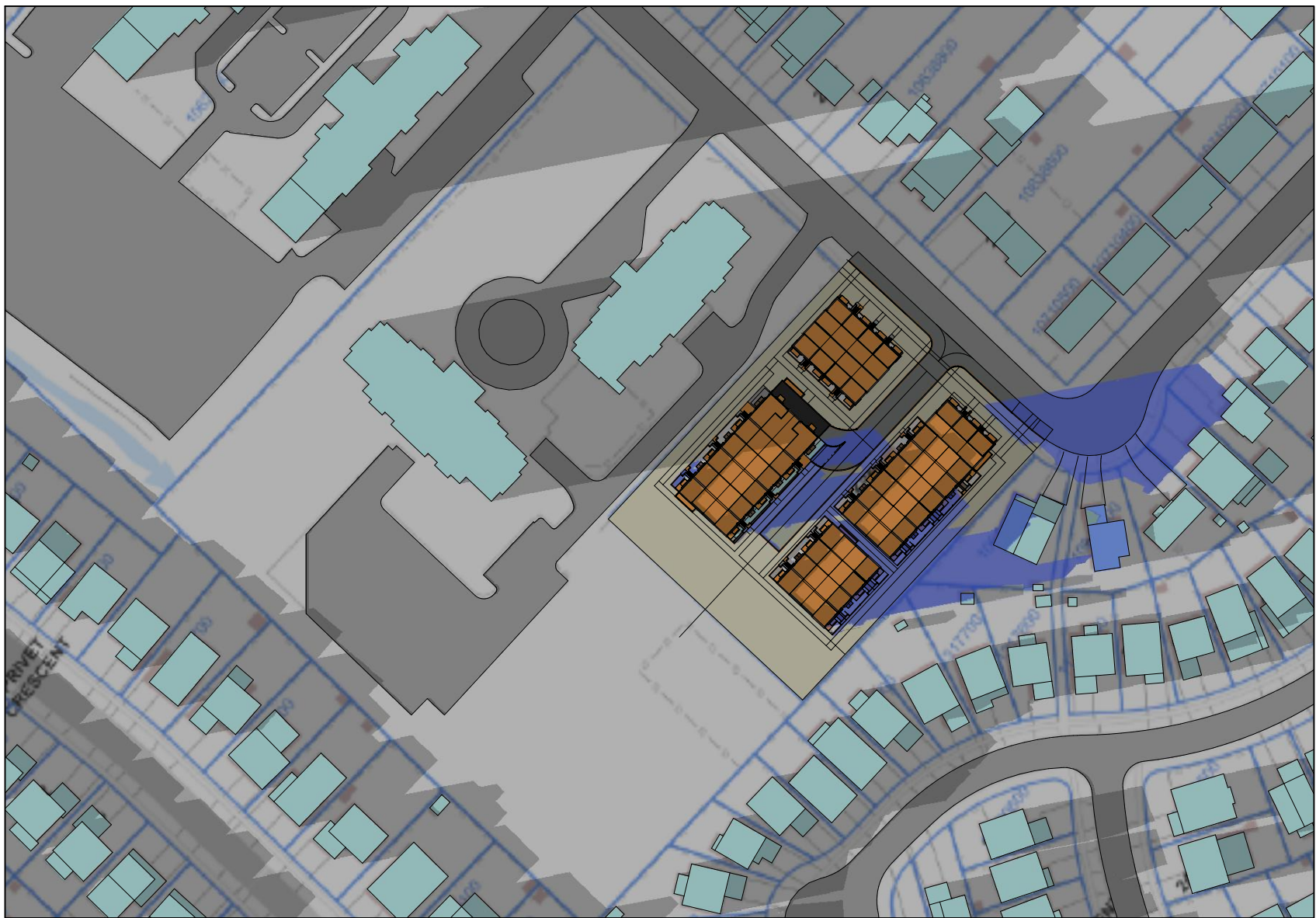
drawn by:

drawing number:

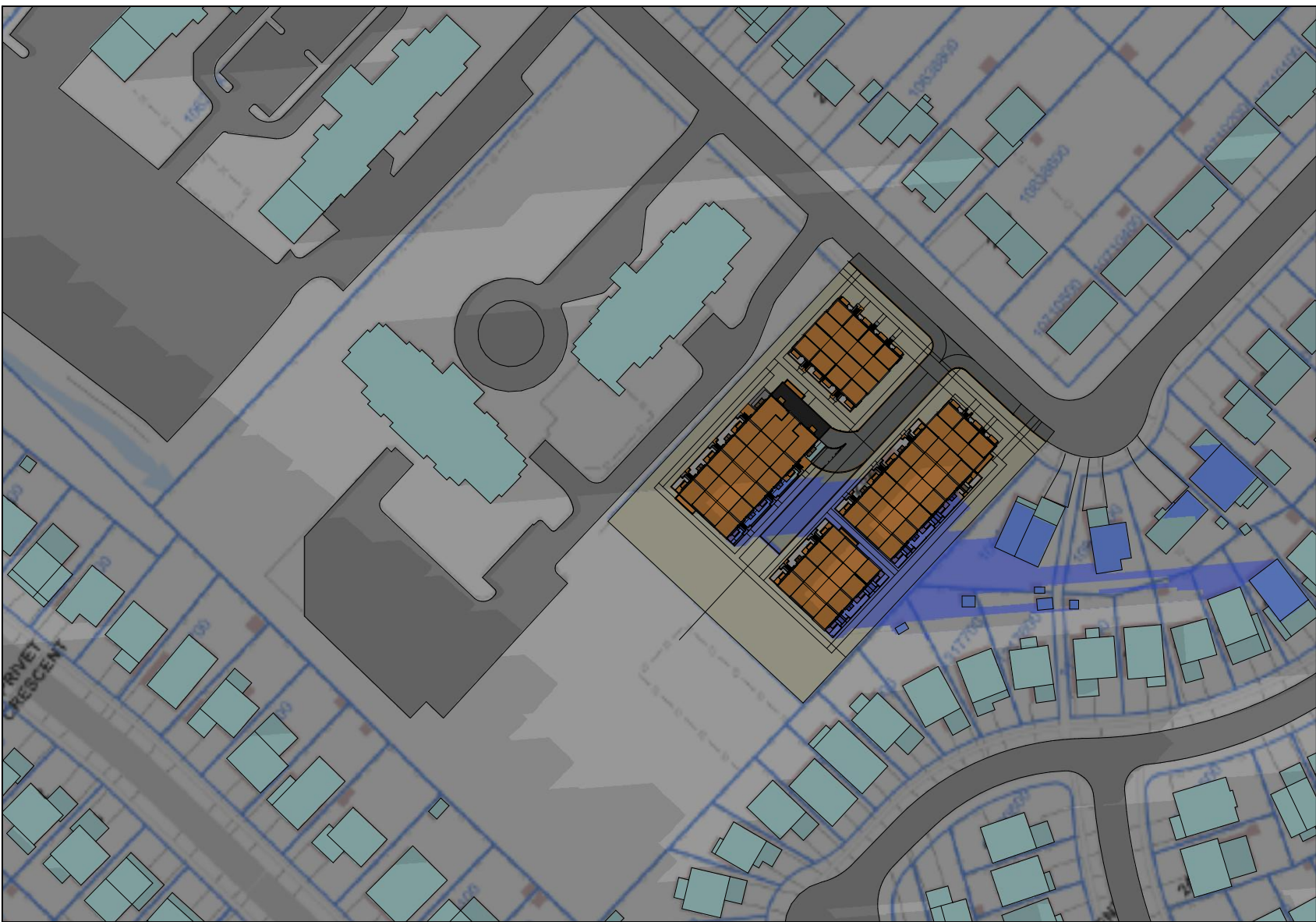
A411



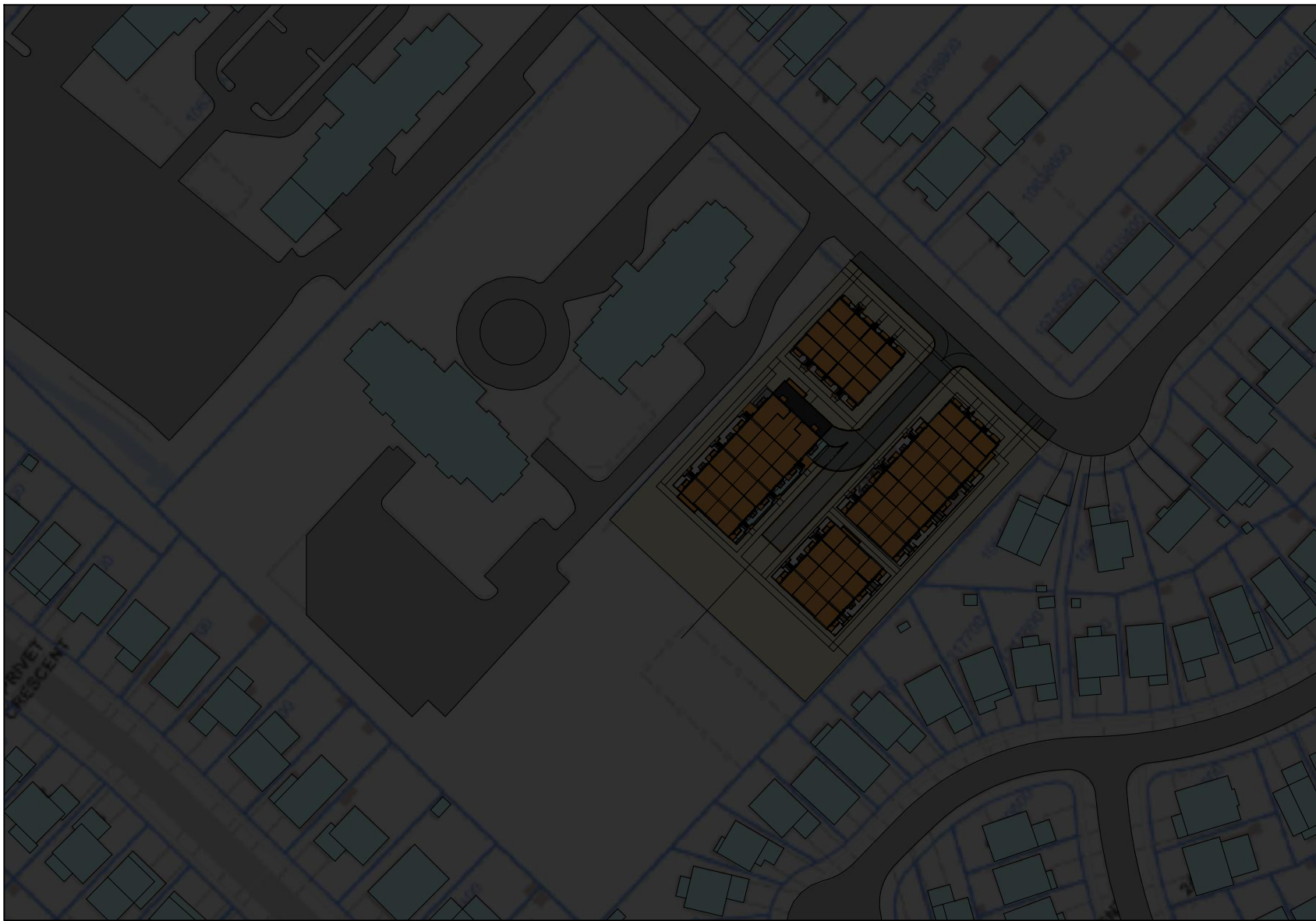
1 16:12 pm
A410 scale 1:1600



2 17:12 pm
A410 scale 1:1600



3 17:48 pm
A410 scale 1:1600



4 19:18 pm
A410 scale 1:1600

The drawings are the property of Architecture Unfolded. The drawing and all associated documents are an instrument of service by the Designer. The drawing and the information contained therein may not be reproduced in whole or in part without prior written permission of the designer.

These Contract Documents are the property of the architect. The architect bears no responsibility for the interpretation of these documents by the Contractor upon written application the architect will provide written graphic clarification or supplementary information regarding the intent of the Contract Documents. The architect will review Shop Drawings submitted by the Contractor for design conformance only.

Drawings are not to be scaled for construction. Contractor to verify all existing conditions and dimensions required to perform the work and report any discrepancies with the Contract Documents to the architect before commencing work.


Positions of proposed or finished mechanical or electrical devices, fittings, and fixtures are indicated on architectural drawings. The locations shown on the architectural drawings govern over the Mechanical and Electrical drawings. Those items not clearly located will be located as directed by the architect.

These drawings are not to be used for construction unless noted below as "Issued for Construction".

All work to be carried out in conformance with the Code and bylaws of the authorities having jurisdiction.

The Designer of these plans and specifications gives no warranty or representation to any party about the constructability of the represented by them. All contractors or subcontractors must satisfy themselves when bidding and at all times that they can properly construct the work represented by these plans.

notes:

KEY	
	PROPOSED SHADOW

4 re-issued for rezoning 05.22.2019
3 issued to client for review 05.21.2019
2 issued to city for review 04.09.2019
1 issued for rezoning 10.26.2018
revisions:

architectural team :

mark zwicker



planning:
design plan services inc
structural:
-
electrical:
-
mechanical:
-
landscape:
bsq landscape architects
site services:
odan-defech
owner:
plazacorp

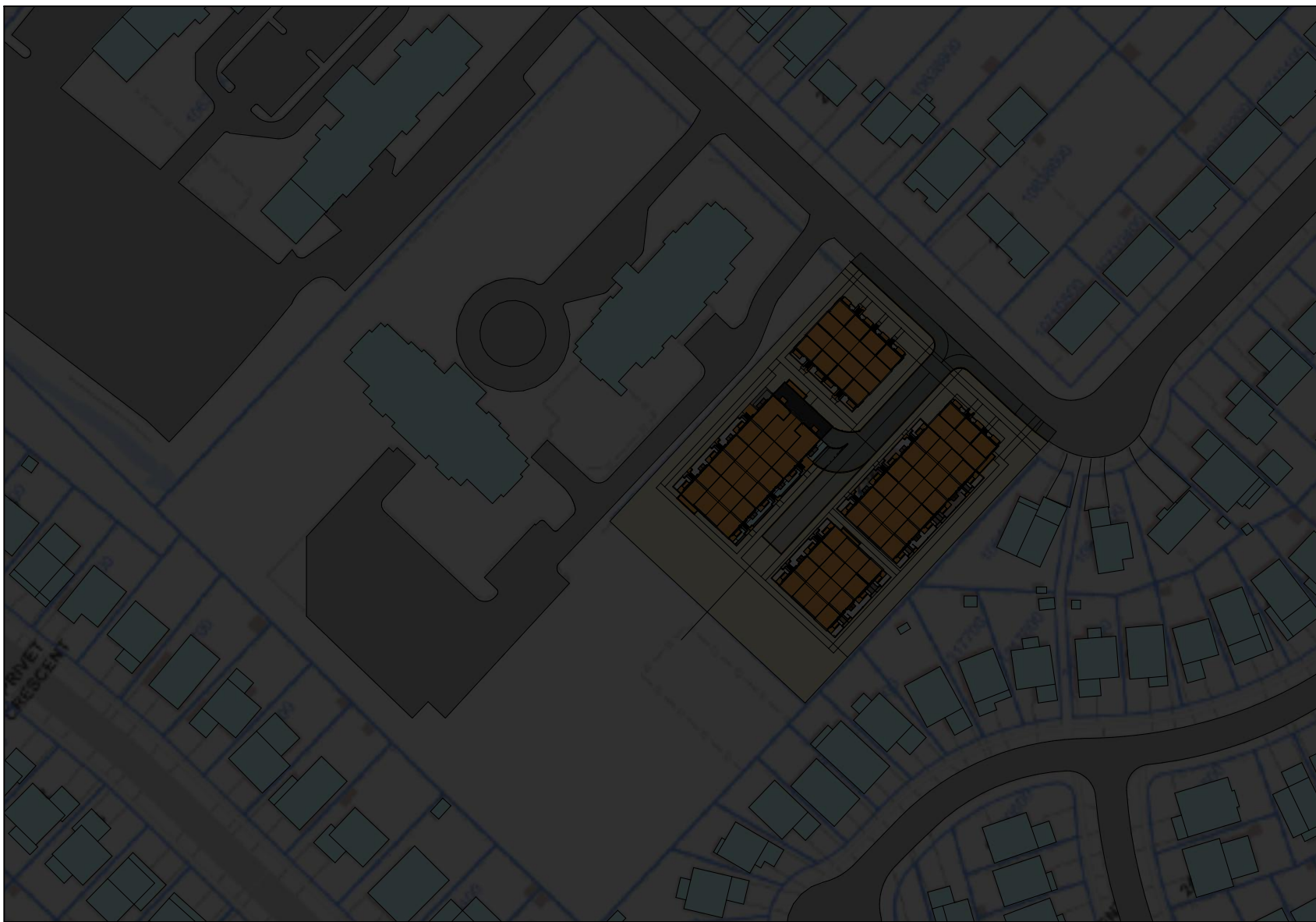
project:
2512-2532 argyle rd
mississauga, ontario

shadow study -
september 21st cont.

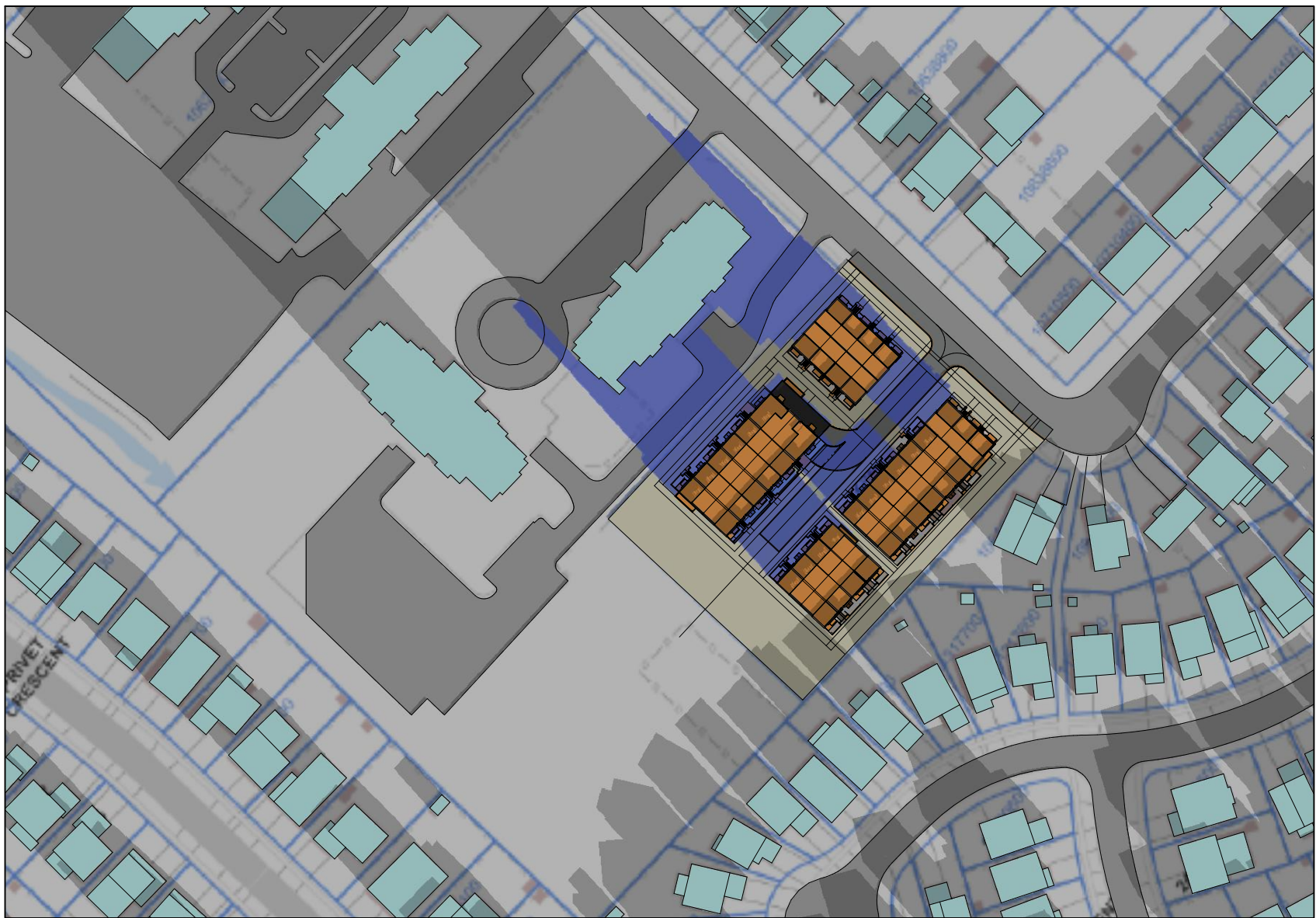
may.22.2019 date:
1:1600 scale:
17-43 project:
mf drawn by:

drawing number:

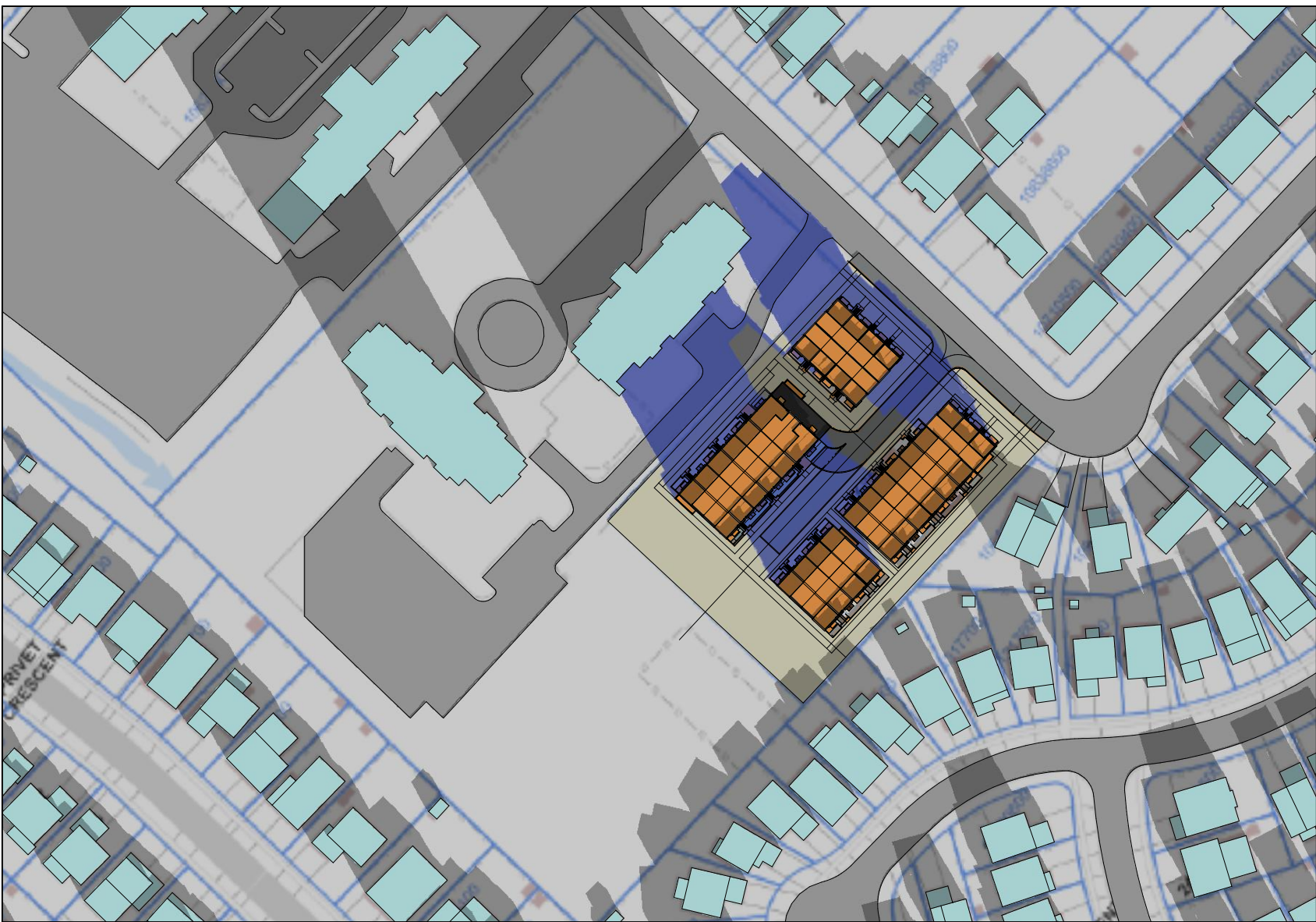
A411a



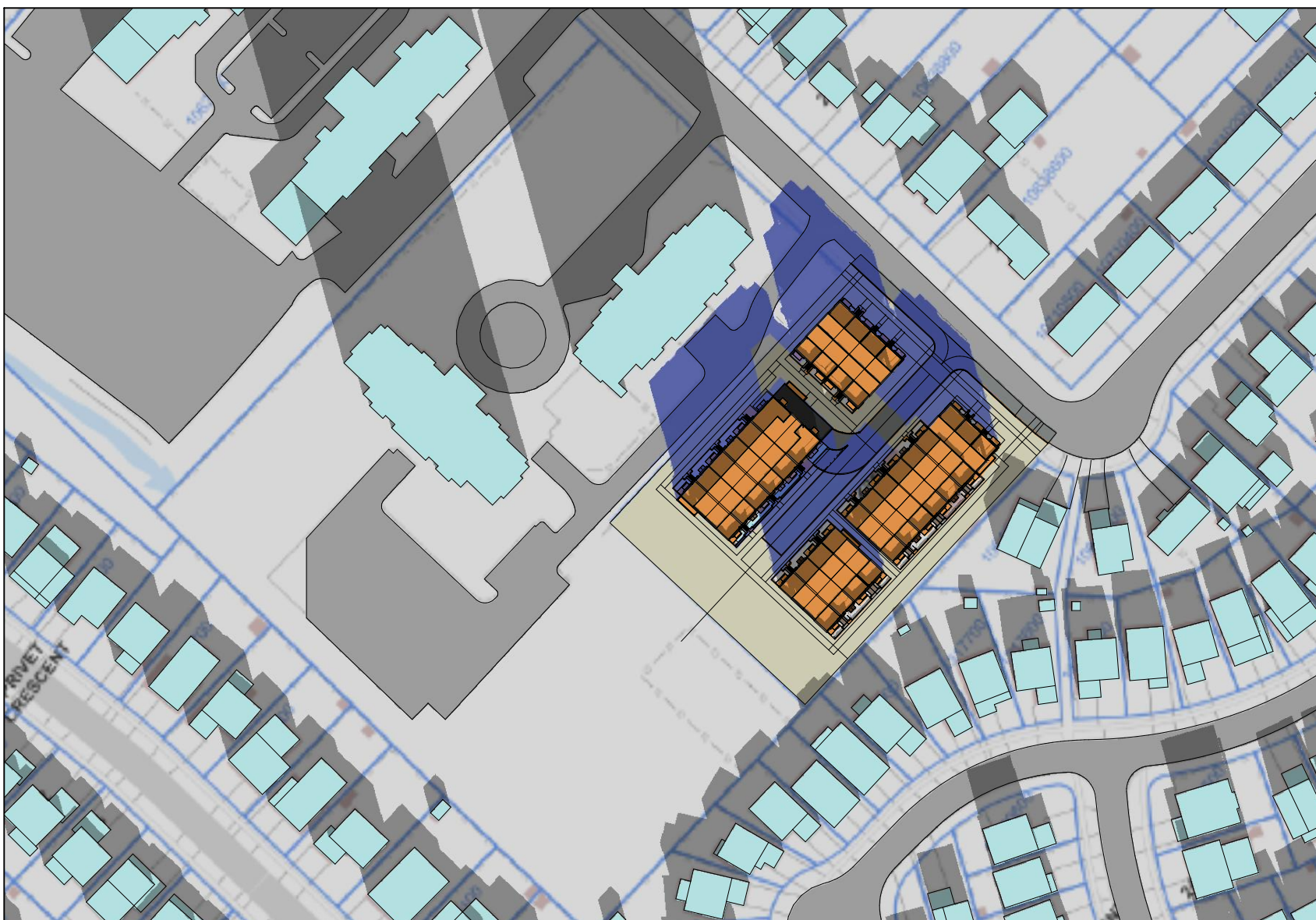
1 7:49 am
A410 scale 1:1600



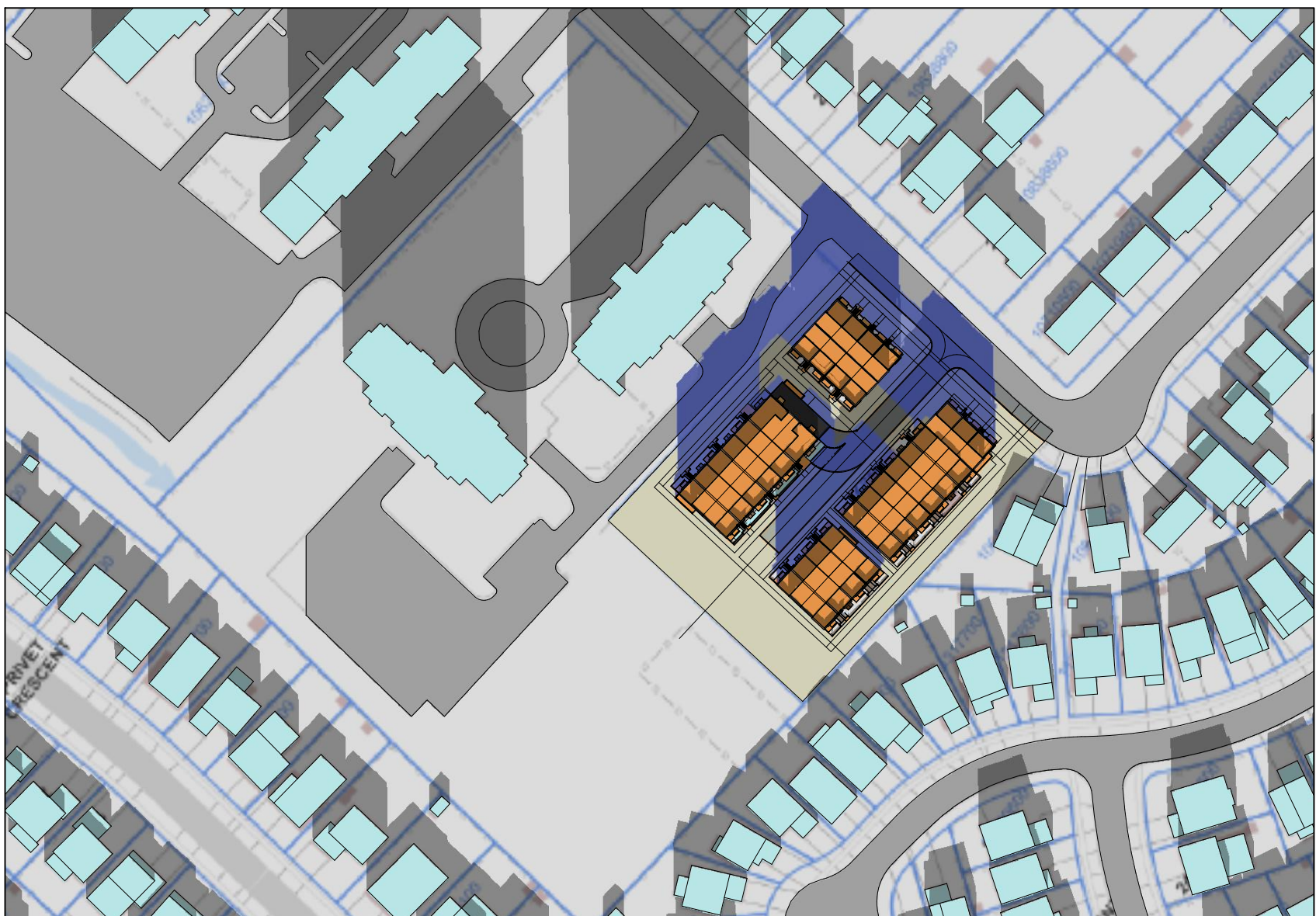
2 9:19 am
A410 scale 1:1600



3 10:17 am
A410 scale 1:1600



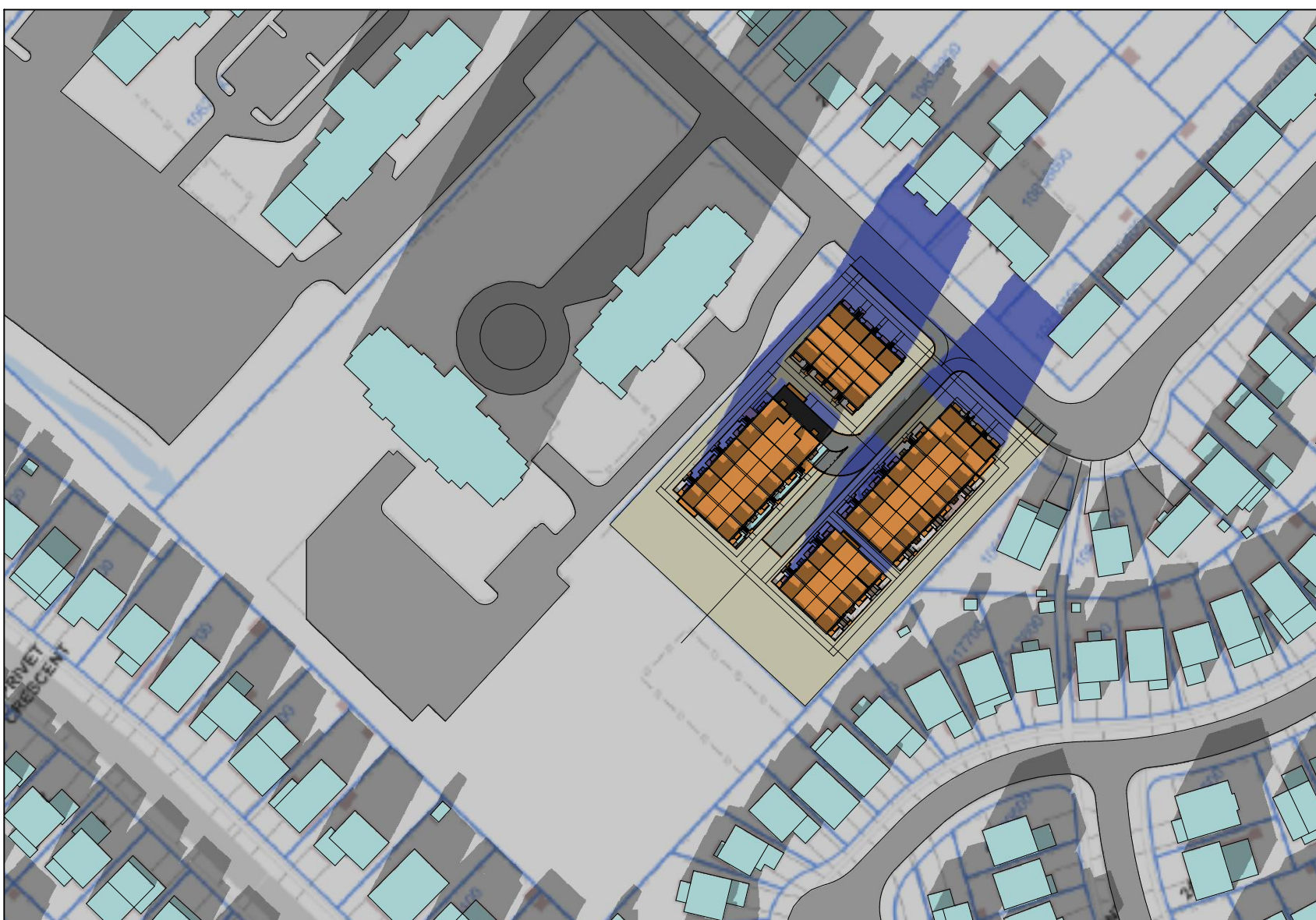
4 11:17 am
A410 scale 1:1600



5 12:17 pm
A410 scale 1:1600



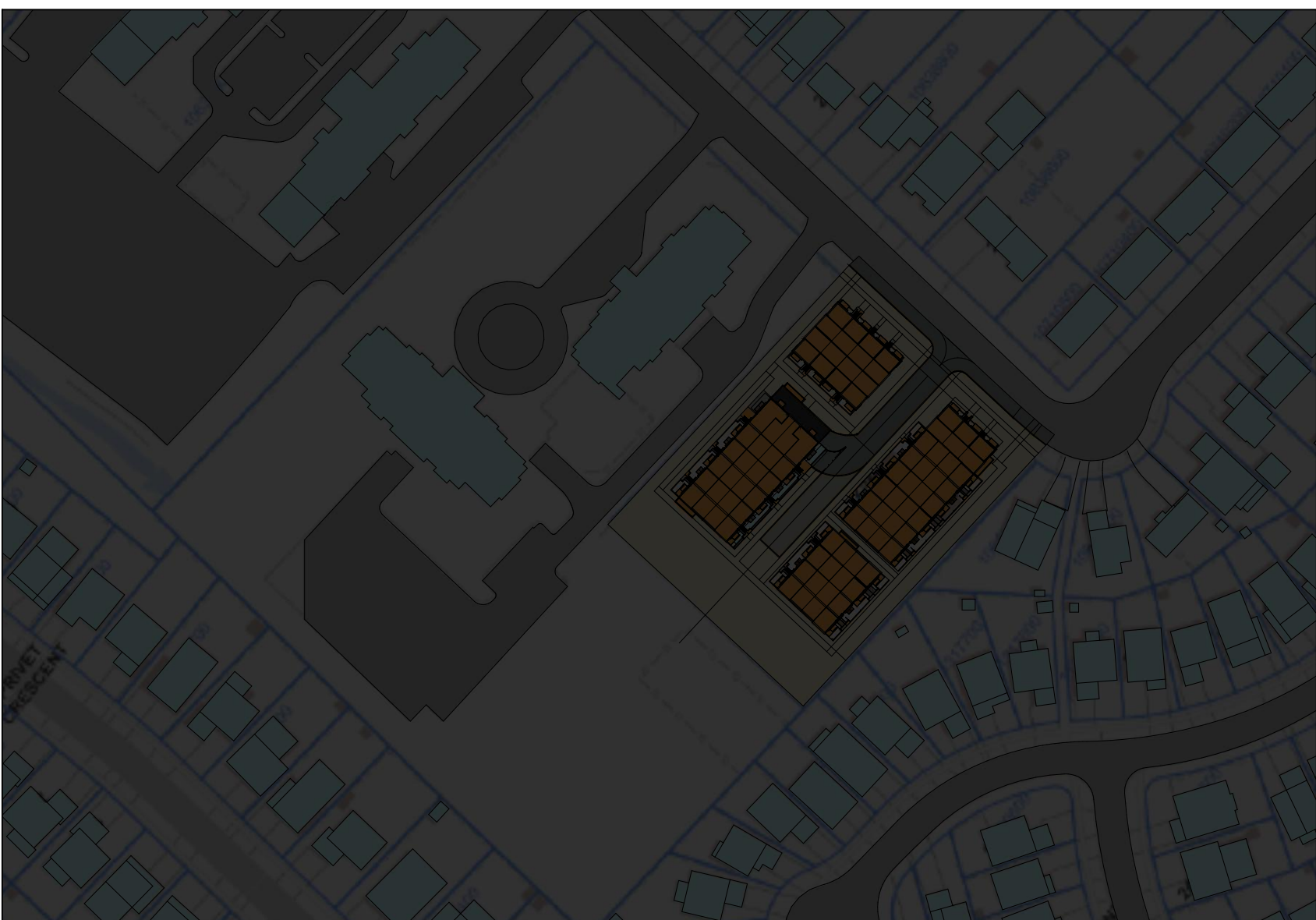
6 13:17 pm
A410 scale 1:1600



7 14:17 pm
A410 scale 1:1600



8 15:15 pm
A410 scale 1:1600



9 16:45 pm
A410 scale 1:1600

The drawings are the property of Architecture Unfolded. The drawing and all associated documents are an instrument of service by the Designer. The drawing and the information contained therein may not be reproduced in whole or in part without prior written permission of the designer.

These Contract Documents are the property of the architect. The architect bears no responsibility for the interpretation of these documents by the contractor upon written application the architect will provide written graphic clarification of any discrepancy information regarding the intent of the Contract Documents. The architect will review Shop Drawings submitted by the Contractor for design conformance only.

Drawings are not to be scaled for construction. Contractor to verify all existing conditions and dimensions required to perform the work and report any discrepancies with the Contract Documents to the architect before commencing work.

Positions of proposed or finished mechanical or electrical devices, fittings, and fixtures are indicated on architectural drawings. The locations shown on the architectural drawings govern over the Mechanical and Electrical drawings. Those items not clearly located will be located as directed by the architect.

These drawings are not to be used for construction unless noted below as "Issued for Construction".

All work to be carried out in conformance with the Code and bylaws of the authorities having jurisdiction.

The Designer of these plans and specifications gives no warranty or representation to any party about the constructability of the represented by them. All contractors or subcontractors must satisfy themselves when bidding and at all times that they can properly construct the work represented by these plans.

notes:

KEY	
	PROPOSED SHADOW

4 re-issued for rezoning 05.22.2019
3 issued to client for review 05.21.2019
2 issued to city for review 04.09.2019
1 issued for rezoning 10.26.2018
revisions:

architectural team :

mark zwicker



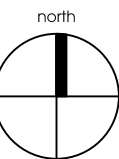
planning:
design plan services inc
structural:
-
electrical:
-
mechanical:
-
landscape:
bsq landscape architects
site services:
odan-defech
owner:
plazacorp

project:
2512-2532 argyle rd
mississauga, ontario

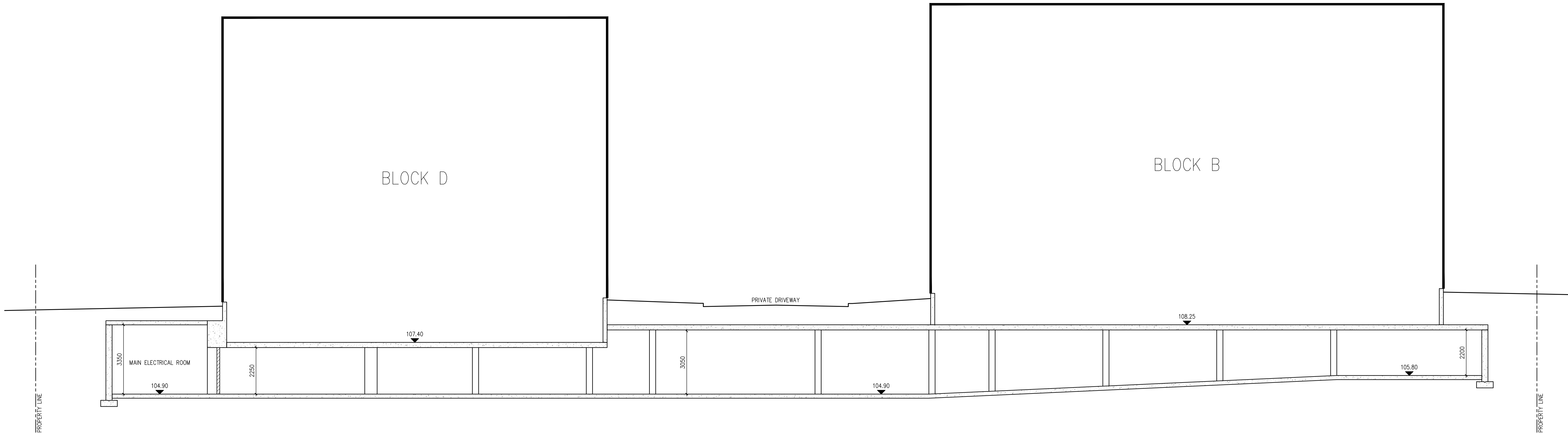
shadow study -
december 21st

may.22.2019
1:1600
17-43
mf

date:
scale:
project:
drawn by:



drawing number:
A412



SITE SECTION 1

1:100

The drawings are the property of Architecture Unfolded. The drawing and all associated documents are an instrument of service by the Designer. The drawing and the information contained therein may not be reproduced in whole or in part without prior written permission of the designer.

These Contract Documents are the property of the architect. The architect bears no responsibility for the interpretation of these documents by the Contractor upon written application the architect will provide written graphic clarification of supplementary information regarding the intent of the Contract Documents. The architect will review Shop Drawings submitted by the Contractor for design conformance only.

Drawings are not to be scaled for construction. Contractor to verify all existing conditions and dimensions required to perform the work and report any discrepancies with the Contract Documents to the architect before commencing work.

Positions of proposed or finished mechanical or electrical devices, fittings, and fixtures are indicated on architectural drawings. The locations shown on the architectural drawings govern over the Mechanical and Electrical drawings. Those items not clearly located will be located as directed by the architect.

These drawings are not to be used for construction unless noted below as "Issued for Construction".

All work to be carried out in conformance with the Code and bylaws of the authorities having jurisdiction.

The Designer of these plans and specifications gives no warranty or representation to any party about the constructability of the represented by them. All contractors or subcontractors must satisfy themselves when bidding and at all times that they can properly construct the work represented by these plans.

notes:

4 re-issued for rezoning	05.22.2019
3 issued to client for review	05.21.2019
2 issued to city for review	04.09.2019
1 issued for rezoning	10.26.2018
revisions:	

architectural team :

mark zwicker



planning:
design plan services inc
structural:
-
electrical:
-
mechanical:
-
landscape:
bsq landscape architects
site services:
odan-defech
owner:
plazacorp

project:
2512-2532 argyle rd
mississauga, ontario

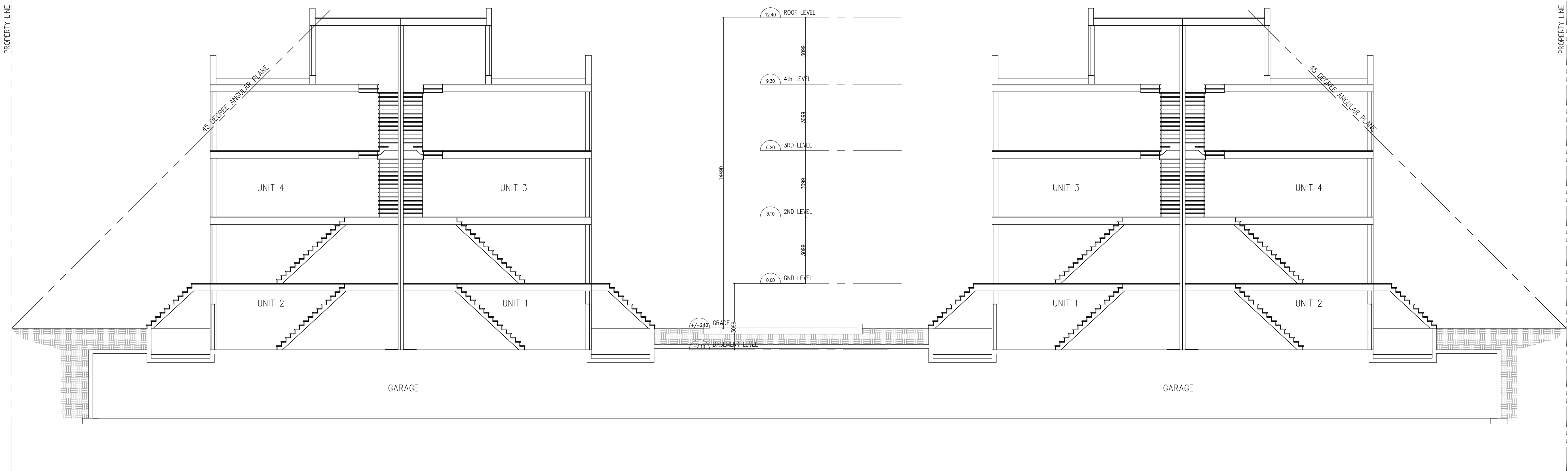
concept plan

may.22.2019
1:150
17-43
mf

date:
scale:
project:
drawn by:

drawing number:

A501



The drawings are the property of Architecture Unfolded. The drawing and all associated documents are an instrument of service by the Designer. The drawing and the information contained therein may not be reproduced in whole or in part without prior written permission of the designer.

These Contract Documents are the property of the architect. The architect bears no responsibility for the interpretation of these documents by the Contractor upon written application the architect will provide written graphic clarification of supplementary information regarding the intent of the Contract Documents. The architect will review Shop Drawings submitted by the Contractor for design conformance only.

Drawings are not to be scaled for construction. Contractor to verify all existing conditions and dimensions required to perform the work and report any discrepancies with the Contract Documents to the architect before commencing work.

Positions of proposed or finished mechanical or electrical devices, fittings, and fixtures are indicated on architectural drawings. The locations shown on the architectural drawings govern over the Mechanical and Electrical drawings. Those items not clearly located will be located as directed by the architect.

These drawings are not to be used for construction unless noted below as "Issued for Construction".

All work to be carried out in conformance with the Code and bylaws of the authorities having jurisdiction.

The Designer of these plans and specifications gives no warranty or representation to any party about the constructability of the represented by them. All contractors or subcontractors must satisfy themselves when bidding and at all times that they can properly construct the work represented by these plans.

notes:

4 re-issued for rezoning 05.22.2019
3 issued to client for review 05.21.2019
2 issued to city for review 04.09.2019
1 issued for rezoning 10.26.2018

architectural team :

mark zwicker



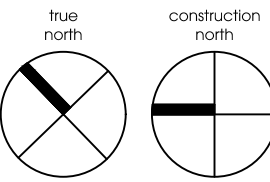
planning:
design plan services inc
structural:
-
electrical:
-
mechanical:
-
landscape:
bsq landscape architects
site services:
odan-defech
owner:
plazacorp

project:
2512-2532 argyle rd
mississauga, ontario

building section

may.22.2019
1:100
17-43
mf

date:
scale:
project:
drawn by:



drawing number:
A502