

Contents

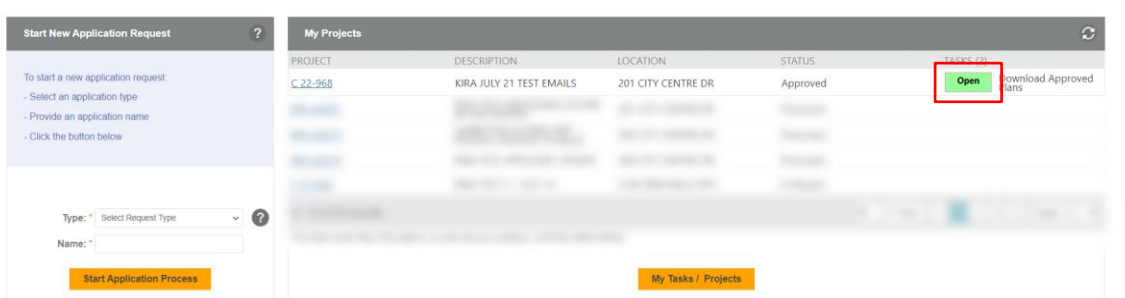
Applications approved before February 26 th , 2023.....	2
Applications approved after February 26 th , 2023.....	3

Applications approved before February 26th, 2023

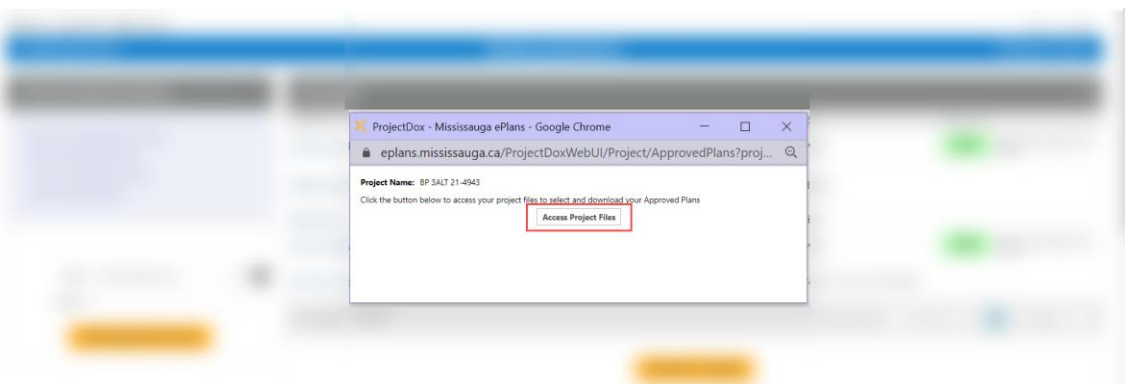
1. Log into ePlans
2. Select the appropriate service



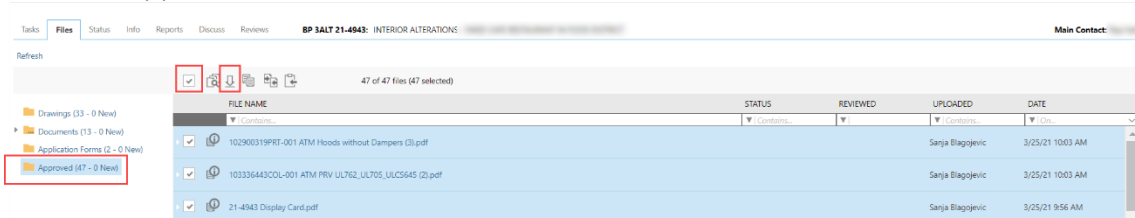
3. Click the green “Open” button from the “My Projects” list. If your project is not listed, click the “My Tasks/Projects” button.



4. Click “Access Project Files”



5. Click on the “Approved” folder, select all files and click the download button

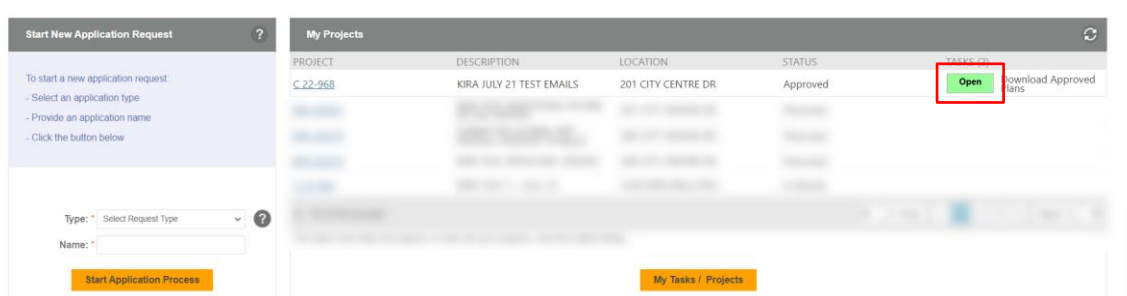


Applications approved after February 26th, 2023

1. Log into ePlans
2. Select the appropriate service



3. Click the green “Open” button from the “My Projects” list. If your project is not listed, click the “My Tasks/Projects” button.



4. Select the zip file to download the drawings & documents

