




















Visioning Symposium Participants Survey - Interim Results (March 20, 2008)






Did you attend the Visioning Symposium on February 22 and 23, 2008?		Response Percent	Response Total
Yes		84.6%	154
No		15.4%	28
Total # of respondents 182 . Statistics based on 182 respondents; 0 filtered; 0 skipped.			







How did you hear about the Symposium?		Response Percent	Response Total
Mississauga News		11.8%	18
Toronto Star		1.3%	2
Web site		19.7%	30
Bus Advertisement		2.6%	4
Word of Mouth		27%	41
Other		55.9%	85
Total # of respondents 182 . Statistics based on 152 respondents; 0 filtered; 30 skipped.			




The registration process was easy and straightforward.		Response Percent	Response Total
Strongly Agree		49.4%	76
Agree		38.3%	59
Somewhat Agree		9.7%	15
Somewhat Disagree		1.3%	2
Disagree		0%	0
Strongly Disagree		1.3%	2
Total # of respondents 182 . Statistics based on 154 respondents; 0 filtered; 28 skipped.			

Overall, the Symposium materials were useful and beneficial.		Response Percent	Response Total
Strongly Agree		27.6%	42
Agree		55.3%	84

Somewhat Agree		13.8%	21
Somewhat Disagree		2%	3
Disagree		0.7%	1
Strongly Disagree		0.7%	1
Total # of respondents 182 . Statistics based on 152 respondents; 0 filtered; 30 skipped.			

Overall, the speakers/presenters were knowledgeable and engaging.		Response Percent	Response Total
Strongly Agree		40.4%	61
Agree		50.3%	76
Somewhat Agree		7.3%	11
Somewhat Disagree		0%	0
Disagree		1.3%	2
Strongly Disagree		0.7%	1
Total # of respondents 182 . Statistics based on 151 respondents; 0 filtered; 31 skipped.			

The two-day length of the Symposium was ideal.		Response Percent	Response Total
Strongly Agree		20.4%	31
Agree		42.8%	65
Somewhat Agree		18.4%	28
Somewhat Disagree		13.2%	20
Disagree		3.9%	6
Strongly Disagree		1.3%	2
Total # of respondents 182 . Statistics based on 152 respondents; 0 filtered; 30 skipped.			

Overall, the facilities at the Living Arts Centre were comfortable.		Response Percent	Response Total
Strongly Agree		48%	73
Agree		45.4%	69
Somewhat Agree		3.9%	6

Somewhat Disagree		2%	3
Disagree		0%	0
Strongly Disagree		0.7%	1
Total # of respondents 182 . Statistics based on 152 respondents; 0 filtered; 30 skipped.			

The Symposium was well organized.		Response Percent	Response Total
Strongly Agree		46.7%	71
Agree		39.5%	60
Somewhat Agree		11.8%	18
Somewhat Disagree		1.3%	2
Disagree		0%	0
Strongly Disagree		0.7%	1
Total # of respondents 182 . Statistics based on 152 respondents; 0 filtered; 30 skipped.			

The Symposium volunteers and facilitators were well trained and helpful.		Response Percent	Response Total
Strongly Agree		48%	73
Agree		40.1%	61
Somewhat Agree		9.2%	14
Somewhat Disagree		1.3%	2
Disagree		0%	0
Strongly Disagree		1.3%	2
Total # of respondents 182 . Statistics based on 152 respondents; 0 filtered; 30 skipped.			

The Friday afternoon Conversation Boards exercise was worthwhile.		Response Percent	Response Total
Strongly Agree		39.4%	56
Agree		40.1%	57
Somewhat Agree		15.5%	22
Somewhat Disagree		2.1%	3

Disagree		0.7%	1
Strongly Disagree		2.1%	3
Total # of respondents 182 . Statistics based on 142 respondents; 0 filtered; 40 skipped.			

The report back from the Conversation Host/Facilitators was informative.		Response Percent	Response Total
Strongly Agree		32.9%	48
Agree		46.6%	68
Somewhat Agree		17.1%	25
Somewhat Disagree		1.4%	2
Disagree		1.4%	2
Strongly Disagree		0.7%	1
Total # of respondents 182 . Statistics based on 146 respondents; 0 filtered; 36 skipped.			

The Conversation Cafes were engaging and promoted thoughtful idea exchange.		Response Percent	Response Total
Strongly Agree		42.1%	59
Agree		42.1%	59
Somewhat Agree		13.6%	19
Somewhat Disagree		0%	0
Disagree		1.4%	2
Strongly Disagree		0.7%	1
Total # of respondents 182 . Statistics based on 140 respondents; 0 filtered; 42 skipped.			

The report back of the Conversation Cafes was informative and captured the tone of the conversations.		Response Percent	Response Total
Strongly Agree		27.2%	37
Agree		49.3%	67
Somewhat Agree		17.6%	24
Somewhat Disagree		0.7%	1

Disagree		3.7%	5
Strongly Disagree		1.5%	2
Total # of respondents 182 . Statistics based on 136 respondents; 0 filtered; 46 skipped.			

The trade show exhibits were informative.		Response Percent	Response Total
Strongly Agree		11.4%	16
Agree		45.7%	64
Somewhat Agree		36.4%	51
Somewhat Disagree		2.9%	4
Disagree		2.9%	4
Strongly Disagree		0.7%	1
Total # of respondents 182 . Statistics based on 140 respondents; 0 filtered; 42 skipped.			

Overall, the Symposium met my expectations.		Response Percent	Response Total
Strongly Agree		29.1%	44
Agree		50.3%	76
Somewhat Agree		15.2%	23
Somewhat Disagree		1.3%	2
Disagree		2.6%	4
Strongly Disagree		1.3%	2
Total # of respondents 182 . Statistics based on 151 respondents; 0 filtered; 31 skipped.			


What did you like most about the Symposium?	Response Total
	125
Total # of respondents 182 . Statistics based on 125 respondents; 0 filtered; 57 skipped.	

What did you like least about the Symposium?	Response Total
	121

Total # of respondents **182**. Statistics based on **121** respondents; **0** filtered; **61** skipped.

How could the Symposium have been improved?	Response Total
	114

Total # of respondents **182**. Statistics based on **114** respondents; **0** filtered; **68** skipped.

Would you consider attending another City event like this in the future?	Response Percent	Response Total
Yes 	96.7%	146
No 	3.3%	5

Total # of respondents **182**. Statistics based on **151** respondents; **0** filtered; **31** skipped.