



**The Strategic Counsel**

21 St. Clair Avenue East  
Suite 1100  
Toronto, Ontario  
M4T 1L9  
Tel: 416-975-4465  
Fax: 416-975-1883

[www.thestrategiccounsel.com](http://www.thestrategiccounsel.com)

A PRESENTATION TO  
THE CITY OF MISSISSAUGA

RESULTS FROM A SURVEY OF  
RESIDENTS OF MISSISSAUGA:  
Attitudes Towards Proposed  
Changes to Region of Peel Council

October 30, 2013

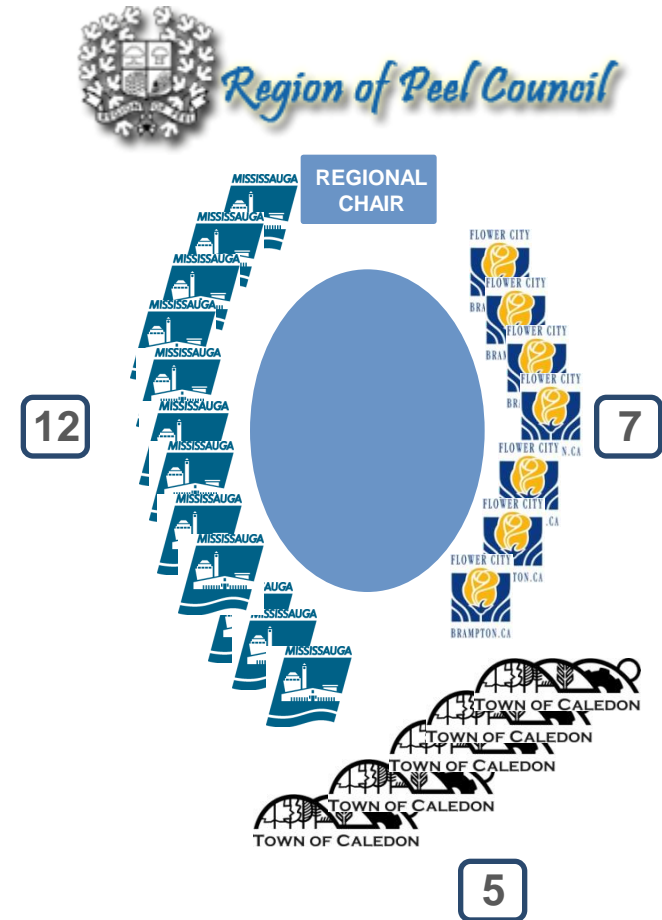


## BACKDROP TO THE ISSUE



## Backdrop – Current State

- ❖ Following a review of Justice Adam's report (2004) on governance reform and representation in Peel, the Province of Ontario legislated the following changes to the size of Regional Council:
  - Mississauga's representation was increased from 10 to 12
  - Brampton's representation increased from 6 to 7
  - Caledon remained unchanged at 5
- ❖ The report had originally recommended Brampton's representation increase from 6 to 11, accompanied by a weighted voting scheme to balance the fact that the City's population at that time did not justify 11 seats at Regional Council.
- ❖ However, the Province elected to increase Brampton's representation by 1 seat in recognition of the fact that its population growth had not yet been realized.





## Backdrop – Chronology of Recent Events

Brampton Council approves ToFR for the Regional Representation Task Force to develop an advocacy strategy and implementation plan to enhance Brampton's representation at Peel Regional Council, from 6 to 11, where all members of City Council would serve on Regional Council, similar to Mississauga.

Brampton Council passes a resolution requesting that the City be permitted to delegate the Region of Peel regarding a change to Brampton's representation on Regional Council.

Regional Council approves City Council's request to delegate the Region at the Sept. 26<sup>th</sup> meeting.

Following a presentation from the Task Force for the purposes of delegating the Region on Brampton's representation, Brampton Council resolves that the Mayor and CAO will provide the presentation, on behalf of the Task Force, to Regional Council and that the Region will be requested to pass the City's resolution for the Minister to enact the regulation to change the composition of Regional Council.

Regional Council moves that the presentation be referred to the area municipal Councils of Caledon and Mississauga for their consideration.

A recommendation is put forward that the Mayor of Brampton write the Minister of Municipal Affairs asking that appropriate legislation be introduced to amend the Region of Peel Act, coincidentally with the area municipal reviews, to be in effect for the 2014 municipal election.

Mississauga staff presented 4 options to address the City of Brampton's request to Council. Council directed staff to consult with the public via a survey.

**Dec. 2012**

**June 2013**

**July 2013**

**Sept. 2013**

**Sept. 2013**

**Oct. 2013**

**Oct. 2013**



# Four Options for Regional Council

The following are the four options to address the request to consider Brampton's representation at Regional Council:

## **Option 1: Status Quo**

- ❖ Regional Council remain as is until a new Council begins its term in 2015. Then, a solution should be put forward no later than 2016 to allow for the recommendations to take effect before the following election.

## **Option 2: Representation by Population**


- ❖ Adjust Regional Council to reflect the true distribution of the population, giving Mississauga 13 seats, Brampton 10 and Caledon 1 (under the current total of 24 seats).

## **Option 3: Modified Representation by Population**

- ❖ Move closer to representation by population in a phased manner. For example, additional Brampton Councillors could be phased in over time, while the number of Caledon Councillors could be reduced at the same time, so the total number of Councillors remains at 24.

## **Option 4: Implement Justice Adams recommendation, including weighted voting**

- ❖ Increase Brampton's representation to 11 seats and implement a weighted system of voting to address the fact that representation on Council does not properly reflect the distribution of the population across Mississauga, Brampton and Caledon.



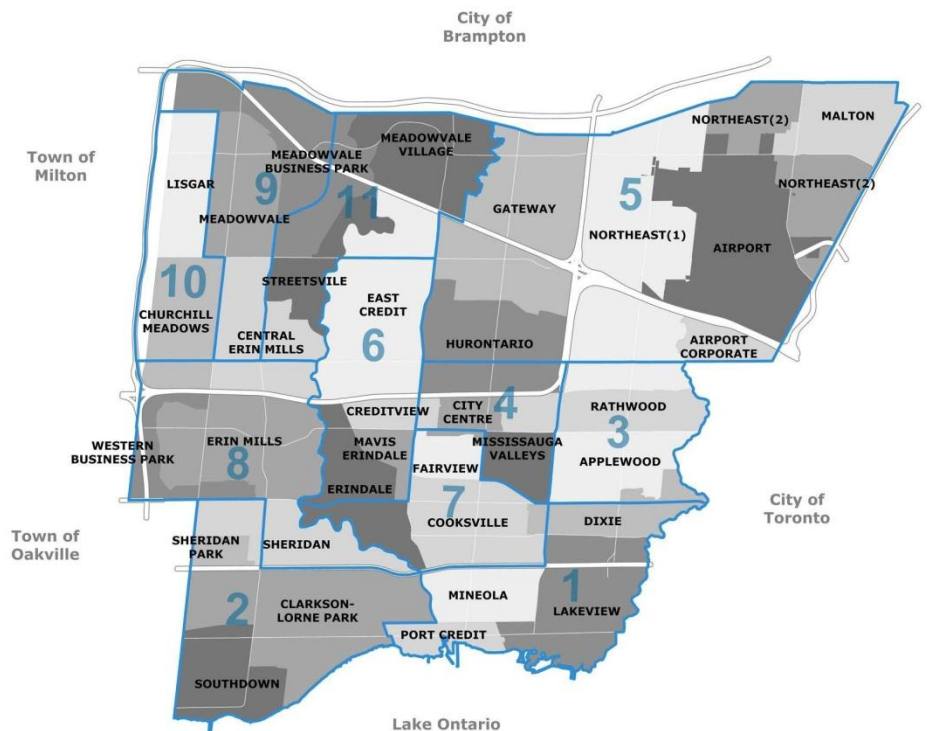
## THE METHODOLOGY AND APPROACH



# Methodology

- ❖ A survey of 567 residents of Mississauga was undertaken between October 15<sup>th</sup> and 24<sup>th</sup>, 2013.
- ❖ The survey was conducted online, accessing a panel which includes Mississauga residents.\*
- ❖ Panel members were screened to ensure that they were residents of Mississauga (by postal code). A reasonable cross-section of residents was obtained to reflect representation by:
  - Ward (approx. 50 completes were aimed for in each of the 11 wards)
  - Quotas were established by gender (approx. 50/50 split), and by age and education (to generally reflect Census data for Mississauga). Quotas were set as 'soft' rather than 'hard'

\*In keeping with industry standards and best practices, we do not report a margin of sampling error associated with an opt-in or self-identified sample which is the case with surveys conducted via online panels. While all attempts have been made to ensure a cross-section of the Mississauga population, the sample was not randomly generated and is not based on scientific random sampling.



|        | % of final sample |         | % of final sample |
|--------|-------------------|---------|-------------------|
| Ward 1 | 8                 | Ward 6  | 10                |
| Ward 2 | 10                | Ward 7  | 9                 |
| Ward 3 | 7                 | Ward 8  | 11                |
| Ward 4 | 8                 | Ward 9  | 10                |
| Ward 5 | 11                | Ward 10 | 8                 |
|        |                   | Ward 11 | 7                 |




## Demographics of respondents: A reasonable cross-section of Mississauga residents

|                   | Total |
|-------------------|-------|
|                   | n=567 |
|                   | %     |
| <b>GENDER</b>     |       |
| Men               | 49    |
| Women             | 51    |
| <b>AGE</b>        |       |
| 18-24 years       | 10    |
| 25-34 years       | 19    |
| 35-44 years       | 25    |
| 45-54 years       | 20    |
| 55-64 years       | 15    |
| 65 years or older | 10    |

|                                | Total |
|--------------------------------|-------|
|                                | n=567 |
|                                | %     |
| <b>EDUCATION</b>               |       |
| Some high school               | 2     |
| Completed high school          | 7     |
| Some college                   | 11    |
| Completed college              | 22    |
| Some university                | 9     |
| Completed undergraduate degree | 28    |
| Completed graduate degree      | 21    |

|  | Total |
|--|-------|
|  | n=567 |
|  | %     |
| <b>RESIDENT OF CITY OF MISSISSAUGA</b> |       |
| Under 1 year                           | 1     |
| 1-2 years                              | 6     |
| 3-4 years                              | 9     |
| 5-6 years                              | 7     |
| 7-8 years                              | 6     |
| 9-10 years                             | 5     |
| More than 10 years                     | 66    |





## SUMMARY



## Key Findings

- ❖ **Familiarity with the role of the Region of Peel and composition of Council is modest among residents of Mississauga.** Few residents consider themselves “very familiar” with the role that Region of Peel plays in their community (18%) or with the composition of the Region of Peel Council (7%). Instead, most say they are somewhat familiar with the role (59%) and somewhat (37%) or not very (40%) familiar with the composition of Council.
- ❖ **Most have not heard about the proposed changes to the distribution of seats on Peel Regional Council.** Just over one-third of Mississauga residents say they have definitely (13%) or maybe (23%) heard, seen or read something about the proposed changes.
- ❖ **Residents tend to be either opposed or ambivalent to a review of the current distribution of seats on regional council in advance of the 2014 municipal elections.** Almost half (45%) oppose a review, while another quarter (24%) say they neither support nor oppose the review.
- ❖ **Few believe that a decision should be made on the proposed changes prior to December 31, 2013.** Almost half (47%) feel the proposal should be considered, but with an extended deadline to allow for more time to review the issue (though there is no consensus on what the extended deadline should be). Interestingly, a strong minority (37%) feel that the proposal should be ignored and no changes made.



## Key Findings







- ❖ **Residents generally want one vote per councillor, as well as no veto powers for any of the municipalities on Regional Council.** Residents would like voting on Regional council to be simple and transparent. A majority (61%) believe that each councillor on the Regional Council should have one vote. Likewise, (68%) most do not believe that any one area municipality should have a veto powers over others.
- ❖ **While split on the issue of the appropriate size of regional council, Mississauga residents are clear that do not want to pay any more for Council and that any changes in its composition should be based on representation by population.** Though there is no consensus on whether Regional Council should grow (45%) or remain the same size (55%), fully 81% do not think that taxpayers should pay more for Regional Council, even if its membership grows in size. If the size and composition of the Regional Council do change, almost seven-in-ten (68%) feel that it should be based mainly on representation by population.
- ❖ **Of the options currently under consideration by the City of Mississauga, the “status quo” and the “representation by population” options stand out.** Four options that are under consideration by the City of Mississauga were presented to respondents to understand which of the four they preferred. Two options were chosen by equal proportions – keeping the status quo (40%) and representation by population (39%). There is very little support for the option that is a modified representation by population (18%) or that increases the size of council and introduces weighted voting (3%).



HOW MUCH DO RESIDENTS KNOW  
ABOUT THE REGION OF PEEL – ITS  
RESPONSIBILITIES AND  
GOVERNANCE STRUCTURE?

Residents of Mississauga say they are generally familiar with the role that the Region of Peel plays in their community and of its responsibilities

### LEVEL OF FAMILIARITY WITH ROLE OF REGION OF PEEL







|                           |   | Gender    |           | Age       |           |           |
|---------------------------|---|-----------|-----------|-----------|-----------|-----------|
| Total Sample              |   | Men       | Women     | 18-34     | 35-54     | 55+       |
| n=567                     |   | n=277     | n=290     | n=166     | n=257     | n=144     |
| %                         |   | %         | %         | %         | %         | %         |
| <b>TOTAL FAMILIAR</b>     |  <b>78</b>   | <b>78</b> | <b>77</b> | <b>74</b> | <b>78</b> | <b>81</b> |
| Very familiar             |  <b>18</b>   | 20        | 17        | 19        | 18        | 18        |
| Somewhat familiar         |  <b>59</b>   | 59        | 60        | 55        | 60        | 63        |
| Not very familiar         |  <b>18</b>   | 17        | 20        | 20        | 18        | 17        |
| Not familiar at all       |  <b>4</b>   | 5         | 3         | 6         | 4         | 2         |
| <b>TOTAL NOT FAMILIAR</b> |  <b>22</b> | <b>21</b> | <b>23</b> | <b>26</b> | <b>22</b> | <b>19</b> |

Q.1 The Region of Peel serves 1.3 million residents and 88,000 businesses located in Brampton, Caledon and Mississauga. How familiar are you with the role the Region of Peel plays in your community and its responsibilities?

Base: Total sample

However, a majority of residents are not familiar (or only modestly familiar) with municipal representation on Region of Peel Council and how it operates

## FAMILIARITY WITH COMPOSITION OF THE REGION OF PEEL COUNCIL

|                           |  | Gender    |           | Age       |           |           |
|---------------------------|--|-----------|-----------|-----------|-----------|-----------|
| Total Sample              |  | Men       | Women     | 18-34     | 35-54     | 55+       |
| n=567                     |  | n=277     | n=290     | n=166     | n=257     | n=144     |
| %                         |  | %         | %         | %         | %         | %         |
| <b>TOTAL FAMILIAR</b>     |  <b>44</b>  | <b>46</b> | <b>42</b> | <b>40</b> | <b>42</b> | <b>52</b> |
| Very familiar             |  <b>7</b>   | 7         | 7         | 7         | 8         | 4         |
| Somewhat familiar         |  <b>37</b>  | 38        | 36        | 33        | 34        | 48        |
| Not very familiar         |  <b>40</b>  | 39        | 41        | 40        | 42        | 36        |
| Not familiar at all       |  <b>16</b>  | 16        | 17        | 20        | 16        | 12        |
| <b>TOTAL NOT FAMILIAR</b> |  <b>56</b> | <b>55</b> | <b>58</b> | <b>60</b> | <b>58</b> | <b>48</b> |

Q.2 How familiar are you with the composition of the Region of Peel Council (i.e., Council membership) and how the Council operates (i.e., makes decisions)?  
Base: Total sample






## AWARENESS OF AND SUPPORT FOR THE BRAMPTON PROPOSAL



There is low awareness of the proposed changes to the distribution of seats on Regional Council that have been brought forward by the City of Brampton – just over one-third claim to have heard something on this issue

### HAVE YOU HEARD, SEEN OR READ ANYTHING ABOUT PROPOSED CHANGES TO DISTRIBUTION OF SEATS ON PEEL REGIONAL COUNCIL

|                 |  | Gender |       | Age   |       |       |
|-----------------|--|--------|-------|-------|-------|-------|
| Total Sample    |  | Men    | Women | 18-34 | 35-54 | 55+   |
| n=567           |  | n=277  | n=290 | n=166 | n=257 | n=144 |
| %               |  | %      | %     | %     | %     | %     |
| Yes, definitely |  13 | 14     | 12    | 11    | 11    | 19    |
| Yes, maybe      |  23 | 26     | 20    | 27    | 18    | 27    |
| No              |  64 | 60     | 68    | 61    | 72    | 54    |

Q.3 The Region provides a range of programs and services including police services, waste management, wastewater and transportation infrastructure, public health (i.e., vaccinations) and affordable housing, among others. Regional Council is made up of 24 Councillors, distributed as follows: Mississauga (12), Brampton (7), Caledon (5). Historically, the Council has not had representation based on distribution of population. For example, Caledon is over-represented given its population as shown in the chart below.








Have you heard, seen or read anything recently about proposed changes to the distribution of seats on Peel Regional Council?

Base: Total sample



Brampton's proposal isn't garnering strong attention from the general public . Similarly, 'uninformed' opinions on the need for a review of the distribution of seats on Regional Council are not particularly intense

## SUPPORT FOR A REVIEW OF THE CURRENT DISTRIBUTION OF SEATS ON REGIONAL COUNCIL IN ADVANCE OF THE 2014 MUNICIPAL ELECTIONS

|                            |   | Gender    |           | Age       |           |           |
|----------------------------|---|-----------|-----------|-----------|-----------|-----------|
| Total Sample               |   | Men       | Women     | 18-34     | 35-54     | 55+       |
| n=567                      |   | n=277     | n=290     | n=166     | n=257     | n=144     |
| %                          |   | %         | %         | %         | %         | %         |
| <b>TOTAL SUPPORT</b>       |  <b>31</b>   | <b>31</b> | <b>30</b> | <b>30</b> | <b>33</b> | <b>29</b> |
| Strongly support           |  <b>8</b>    | 8         | 7         | 7         | 7         | 10        |
| Somewhat support           |  <b>23</b>   | 24        | 23        | 23        | 26        | 19        |
| Neither support nor oppose |  <b>24</b>   | 21        | 27        | 37        | 20        | 16        |
| Somewhat oppose            |  <b>23</b>  | 21        | 25        | 19        | 24        | 26        |
| Strongly oppose            |  <b>22</b> | 27        | 18        | 14        | 24        | 30        |
| <b>TOTAL OPPOSE</b>        |  <b>45</b> | <b>48</b> | <b>43</b> | <b>33</b> | <b>48</b> | <b>56</b> |








Q.4 The City of Brampton has recently come forward with a proposal to increase their number of seats on Regional Council from 7 to 11. This would mean that all Brampton Councillors would have a seat on Regional Council. If Caledon's representation at 5 seats was not reduced, this would also mean that the total number of Regional Councillors would increase from 24 to 28. Although Brampton is growing, their current population does not justify an increase of 4 seats. Brampton has requested that a decision be taken on this issue by December 31, 2013.

Do you support or oppose a review of the current distribution of seats on Regional Council in advance of the 2014 municipal elections?

Base: Total sample

Those who are aware of the proposed changes are more likely to support a review (46%) compared to those who are unaware (23%). At the same time, a fairly solid block among the 'aware' group remain opposed (39%)

## SUPPORT FOR A REVIEW OF THE CURRENT DISTRIBUTION OF SEATS ON REGIONAL COUNCIL IN ADVANCE OF THE 2014 MUNICIPAL ELECTIONS (by awareness of the proposal)

|                            |  | Aware of the Proposal |           |
|----------------------------|--|-----------------------|-----------|
| Total Sample               |  | Yes                   | No        |
| n=567                      |  | n=202                 | n=365     |
| %                          |  | %                     | %         |
| <b>TOTAL SUPPORT</b>       |  31   | <b>46</b>             | <b>23</b> |
| Strongly support           |  8    | 13                    | 5         |
| Somewhat support           |  23   | 33                    | 18        |
| Neither support nor oppose |  24   | 15                    | 29        |
| Somewhat oppose            |  23  | 22                    | 23        |
| Strongly oppose            |  22 | 17                    | 25        |
| <b>TOTAL OPPOSE</b>        |  45 | <b>39</b>             | <b>48</b> |




Q.4 The City of Brampton has recently come forward with a proposal to increase their number of seats on Regional Council from 7 to 11. This would mean that all Brampton Councillors would have a seat on Regional Council. If Caledon's representation at 5 seats was not reduced, this would also mean that the total number of Regional Councillors would increase from 24 to 28. Although Brampton is growing, their current population does not justify an increase of 4 seats. Brampton has requested that a decision be taken on this issue by December 31, 2013.

Do you support or oppose a review of the current distribution of seats on Regional Council in advance of the 2014 municipal elections?

Base: Total sample

Few favour rushing to a Dec. 2013 decision. Residents are somewhat divided regarding an extension for consideration of the proposal or simply ignoring it

## VIEWS ON HOW BRAMPTON'S PROPOSAL SHOULD BE DEALT WITH




|   | Total Sample   | Gender |       | Age   |       |       |
|---|--|--------|-------|-------|-------|-------|
|   |  | Men    | Women | 18-34 | 35-54 | 55+   |
|   |  | n=277  | n=290 | n=166 | n=257 | n=144 |
|   | n=567  |        |       |       |       |       |
|   | %  | %      | %     | %     | %     | %     |
| The proposal should be seriously considered and a decision taken by the December 31, 2013 date.   |  16   | 16     | 16    | 23    | 14    | 10    |
| The proposal should be seriously considered, but the deadline of December 31, 2013 should be extended to allow more time for review of the issue. |  47   | 43     | 51    | 52    | 42    | 49    |
| The proposal should be ignored and no changes should be made to the number and distribution of seats on Regional Council at this time.            |  37 | 42     | 32    | 25    | 43    | 40    |

Q.5 Which of the following statements best reflects your view on how Brampton's proposal should be dealt with?

Base: Total sample

There is slightly more interest in addressing Brampton's proposal by Dec. 2013 among those who are aware of it. Nevertheless, a majority do favour extending the deadline

### VIEWS ON HOW BRAMPTON'S PROPOSAL SHOULD BE DEALT WITH (by awareness of the proposal)



|   |   | Aware of Proposal |       |
|---|---|-------------------|-------|
| Total Sample  |   | Yes               | No    |
| n=567   |   | n=202             | n=365 |
| %   |   | %                 | %     |
| The proposal should be seriously considered and a decision taken by the December 31, 2013 date.   |  16    | 21                | 13    |
| The proposal should be seriously considered, but the deadline of December 31, 2013 should be extended to allow more time for review of the issue. |  47   | 51                | 45    |
| The proposal should be ignored and no changes should be made to the number and distribution of seats on Regional Council at this time.            |  37 | 29                | 42    |

Q.5 Which of the following statements best reflects your view on how Brampton's proposal should be dealt with?

Base: Total sample

Those who say the deadline to consider the proposal should be extended are almost equally split on the appropriate time frame for reviewing Brampton's proposal and coming up with recommendations

### APPROPRIATE TIME FRAME FOR REVIEWING BRAMPTON'S PROPOSAL

|   |  | Gender |       | Age   |       |      |
|---|--|--------|-------|-------|-------|------|
| Total Sample  |  | Men    | Women | 18-34 | 35-54 | 55+  |
| n=267   |  | n=118  | n=149 | n=87  | n=109 | n=71 |
| %   |  | %      | %     | %     | %     | %    |
| A review should be undertaken in time for any changes to be implemented for the 2014 municipal election.                          |  47 | 47     | 47    | 47    | 48    | 45   |
| The matter should be reviewed after the 2014 municipal election in time to implement any changes for the 2018 municipal election. |  53 | 53     | 53    | 53    | 52    | 55   |

Q.6 In your view, what is an appropriate timeframe for reviewing Brampton's proposal and coming up with some recommendations?







Base: Those respondents who believe the deadline of December 31<sup>st</sup> should be extended



## VIEWS ON KEY PRINCIPLES PERTAINING TO COMPOSITION AND SIZE OF REGIONAL COUNCIL

Residents are quite definitive that any increases in the size of Regional Council should not cost taxpayers more (4:1 support no cost increases). Although residents support the idea of representation by population, by a 2:1 ratio, they are split as to whether Council size should go beyond 24 members

### **VIEWS ON PAYING FOR A LARGER COUNCIL AND HOW THE SIZE AND DISTRIBUTION OF COUNCIL SHOULD BE DETERMINED**





|  |   | Gender |       | Age   |       |       |
|--|---|--------|-------|-------|-------|-------|
|  | Total Sample  | Men    | Women | 18-34 | 35-54 | 55+   |
|  | n=567   | n=277  | n=290 | n=166 | n=257 | n=144 |
|  | %   | %      | %     | %     | %     | %     |
| Taxpayers shouldn't have to pay any more for Regional Council, regardless of its size  |  <b>81</b>  | 79     | 83    | 77    | 82    | 83    |
| <b>OR</b>  |   |        |       |       |       |       |
| If the size of Regional Council increases, taxpayers should be prepared to pay more to run a larger Council  |  <b>19</b>   | 21     | 17    | 23    | 18    | 17    |
| Any changes to the size and distribution of votes on Regional Council should be based mainly on representation by population   |  <b>68</b>  | 71     | 65    | 62    | 67    | 76    |
| <b>OR</b>  |   |        |       |       |       |       |
| The size of each area municipality should not be the main basis on which Regional Council votes are distributed – other factors such as historical representation and minimum number of seats should be considered |  <b>32</b>  | 29     | 35    | 38    | 33    | 24    |
| Regional Council should not increase beyond the current 24 members.  |  <b>55</b> | 55     | 55    | 47    | 56    | 60    |
| <b>OR</b>  |   |        |       |       |       |       |
| Regional Council should increase in size as the population of the region dictates.   |  <b>45</b> | 45     | 46    | 53    | 44    | 40    |

Q.7 From the following pairs of statements, please click on the one that most closely reflects your view on this issue.

Base: Total sample

Residents express greater solidarity on the notions of ‘no veto power for any one municipality’ and ‘one Councillor-one vote.’

## VIEWS ON COMPOSITION, VOTING AND VETO POWERS AT REGIONAL COUNCIL

|  |  | Gender |       | Age   |       |       |
|--|--|--------|-------|-------|-------|-------|
|  | Total Sample   | Men    | Women | 18-34 | 35-54 | 55+   |
|  | n=567  | n=277  | n=290 | n=166 | n=257 | n=144 |
|  | %  | %      | %     | %     | %     | %     |
| No one area municipality should have a veto over others on Regional Council.   |  <b>68</b> | 69     | 67    | 66    | 71    | 65    |
| <b>OR</b><br>It is acceptable for one area municipality to have veto power over others if their numbers on Regional Council allow them to do that.   |  <b>32</b>  | 31     | 33    | 34    | 29    | 35    |
| Voting on Regional Council should be simple and transparent – one vote per Councillor.   |  <b>61</b>  | 60     | 61    | 62    | 59    | 63    |
| <b>OR</b><br>Voting on Regional Council should take into account the population that Councillors represent, so votes may have to be recalculated or adjusted by some factor to reflect that. |  <b>39</b> | 40     | 39    | 38    | 41    | 37    |

Q.7 From the following pairs of statements, please click on the one that most closely reflects your view on this issue.

Base: Total sample







## SUPPORT FOR OPTIONS UNDER CONSIDERATION BY MISSISSAUGA

Of the 4 options presented (and explained) to respondents, residents favour the **status quo** until 2015 or **representation by population** in almost equal numbers.

### Most Preferred Option

|  |   | Gender |       | Age   |       |       |
|--|---|--------|-------|-------|-------|-------|
|  | Total Sample  | Men    | Women | 18-34 | 35-54 | 55+   |
|  | n=567   | n=277  | n=290 | n=166 | n=257 | n=144 |
|  | %   | %      | %     | %     | %     | %     |
| <b>Option 1: <u>The Status Quo</u></b> – Regional Council should remain as is until a new Council begins its term in 2015. Then, a solution should be put forward no later than 2016 to make sure that sufficient consideration has been given to this matter. |  40  | 38     | 42    | 48    | 37    | 37    |
| <b>Option 2: <u>Representation by Population</u></b> – Regional Council should be adjusted to reflect the true distribution of the population. This would give Mississauga 13 seats, Brampton 10 and Caledon 1 (under the current total of 24 seats).          |  39 | 43     | 35    | 27    | 45    | 41    |

Q.8 There are a number of options being considered by Mississauga Councillors to respond to Brampton's request. Each of the options is explained below. Please read them carefully and then rank each of these options from your most preferred to your least preferred.

Base: Total sample



## There is very little support for modified representation by population or increasing the size of Council + weighted voting

### Most Preferred Option

|  |              | Gender |       | Age   |       |       |
|--|--------------|--------|-------|-------|-------|-------|
|  | Total Sample | Men    | Women | 18-34 | 35-54 | 55+   |
|  | n=567        | n=277  | n=290 | n=166 | n=257 | n=144 |
|  | %            | %      | %     | %     | %     | %     |
| <b>Option 3: <u>Modified Representation by Population</u></b> – Moving closer to representation by population in a phased manner. For example, additional Brampton Councillors could be phased in over time, while the number of Caledon Councillors could be reduced at the same time, so the total number of Councillors remains at 24.        |              | 17     | 19    | 18    | 16    | 21    |
| <b>Option 4: <u>Increasing the Size of Council and introducing Weighted Voting</u></b> – Increasing Brampton's representation to 11 seats and implementing a weighted system of voting to address the fact that representation on Council does not properly reflect the distribution of the population across Mississauga, Brampton and Caledon. |              | 3      | 4     | 7     | 2     | 1     |

Q.8 There are a number of options being considered by Mississauga Councillors to respond to Brampton's request. Each of the options is explained below. Please read them carefully and then rank each of these options from your most preferred to your least preferred.

Base: Total sample



## RECOMMENDATIONS



## Recommendations

- ❖ Regarding Brampton's proposal to increase the number of seats it retains at Region of Peel Council, on the basis of these results, the following approach would be prudent and likely acceptable to the majority of residents:
  - Putting forward a motion to delay any decision on changes to Regional Council size and the distribution of seats until after the 2014 election so that all aspects and implications can be properly considered;
  - Advancing the position that any changes should be grounded in the principle of representation by population (with some caveats such as veto power);
  - Supporting transparency in the voting process (weighted voting schemes, while workable, contravene the one voter per Councillor principal supported by most and will further reduce interest in/familiarity with governance at the Regional level); and
  - Ensuring that any solution maintains the current size of Regional Council, or increases it according to population distribution BUT :
    - Retains a reasonable level of representation for Caledon; and
    - Has minimal to no impact on the Council budget and operating expenses(therefore the cost to taxpayers).
- ❖ Additional outreach to key stakeholders should be undertaken to gauge reaction to the above position, tease out any 'hot button' issues, and obtain a fuller view of possible opinion leader reaction;
  - The views of public opinion leaders should specifically be sought out as a next step, including community and business leaders (including SMEs), and media (including online commentators).