


Big Red Lollipop
Teacher's Guide for Grades K-3
With Student Activity Sheet



by Rukhsana Khan
www.rukhsanakhan.com

About Rukhsana Khan

Rukhsana has been writing seriously since 1989 with, at this point, eleven books published, several of which have been nominated and/or won various awards. Along the way she also became a storyteller and has performed at numerous festivals. For more information on Rukhsana and her books please see her website:

www.rukhsanakhan.com



Rukhsana was born in Lahore, Pakistan and immigrated to Canada, with her family, at the age of three. She began by writing for community magazines and went on to write songs and stories for the Adam's World children's videos. Rukhsana is a member of SCBWI, The Writers Union of Canada, CANSCAIP, and Storytelling Toronto. She lives in Toronto with her husband and family. Rukhsana has four children, three girls and a boy.

Books by Rukhsana:

Big Red Lollipop

Wanting Mor

A New Life

Many Windows

Silly Chicken

Ruler of the Courtyard

The Roses in My Carpets

Muslim Child







King of the Skies

Bedtime Ba-a-a-lk

Dahling if You Luv Me Would You Please Please Smile






The following curriculum applications are fulfilled by the discussion topics and activities outlined in this teacher’s guide:

<u>Legend</u>	
 writing applications	 character applications
 visual art applications	 Social Studies
 drama applications	 Music

Discussion topics and Activities before Reading the Book:






Grades K – Grade 3:




1. Find Pakistan, and then Lahore on a map. 
2. Look at the cover. What do you think the story will be about?
3. Look at the circle designs on the end pages. (The end pages of a book are the two pages before and after the story that are glued to the binding. They often incorporate extra design elements in a book. In *Big Red Lollipop* the artist, Sophie Blackall, has chosen to include circle designs of ‘swatches’ that the characters in the story will wear as clothes.) 
4. Look for the circle designs in the clothes the people in the story are wearing.
5. How can you tell the family is from Pakistan?







Discussion topics and Activities after Reading the Book:

1. What kind of clothes is Ami wearing? (shalwar kameez)
2. Colour the picture of a shalwar kameez on page 6. Remember to add in some decorations especially at the neck and sleeves. 
3. If there are South Asian children in the class ask them to bring in a shalwar kameez to show the class. 
4. Where does this story place? Could it happen where you live?
5. How would the story be different if told through Sana's point of view?
6. Why do you think Sana left the triangle piece of lollipop in the fridge? 
7. Look at the author's name on the cover of the book. Do you see any similarities to any of the names of the characters in the story? (Answer: "Rukhsana" contains the name "Sana" in it.)
8. Look at the dedication. Do you think this was a true story? Who was Rubina? Who was Sana? (Answer: Yes, it is a true story. Bushra is Rubina, Rukhsana is Sana. Except in real life Rukhsana never did give the green lollipop to her older sister Bushra—but she should have, so when she grew up and wrote the story, she did.) 
9. How does knowing the 'true' story affect the way you feel about the book?
10. How would the story be different if told through Maryam's point of view?
11. Which of the characters do you like best? Why? 
12. Which characters do you feel sorry for? Why?

13. Why do you think Rubina told Ami not to make Sana take little Maryam to the party she was invited to? If you were Rubina, would you have done that? 
14. Some stories end in the same way they started out. They are called circular stories. Is *Big Red Lollipop* a circular story? (Answer: Yes!)
15. What other circular stories can you think of?
16. How would the story be different if Sana had eaten the green lollipop too?
17. How would the story be different if Rubina had slammed the door in Sana's face before Sana could have given her the green lollipop?

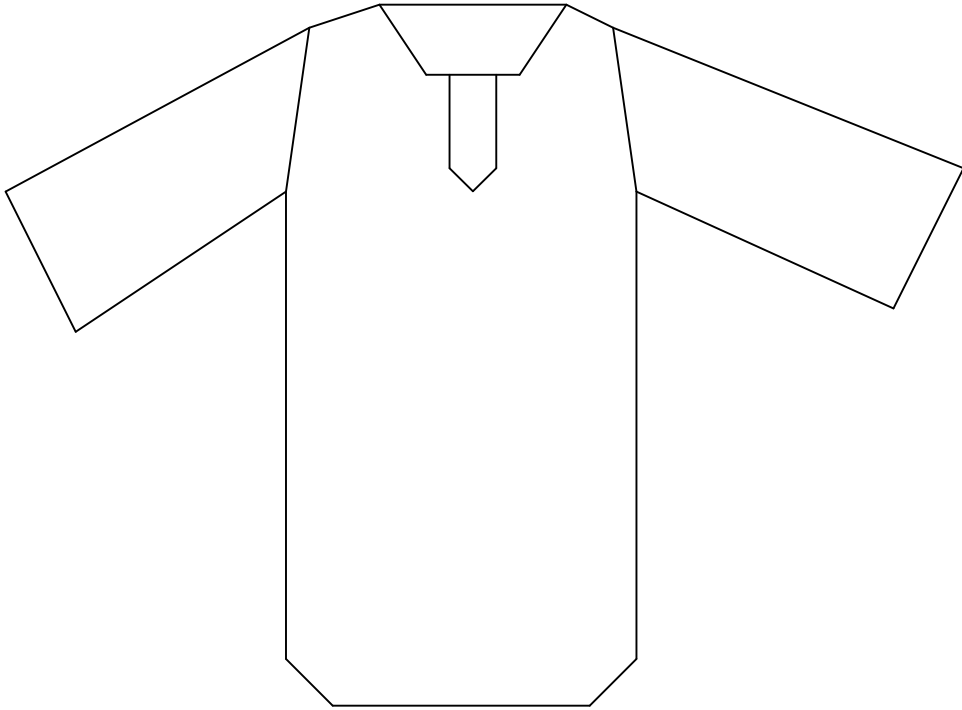
Activities:

1. Draw a picture of your favourite part of the story. 
2. What are things that you may have been tempted by ie. a sister's piece of cake, a brother's stick of gum, etc.
3. Write a story of what happened. Did you get away with being greedy? How was the situation resolved? 
4. Make an idea journal. Create a small notebook and carry it around with you. When you get an idea, write it down. Maybe you can grow that idea into a story.
5. Act out the story of *Big Red Lollipop*. Make sure you are careful in the part when Rubina is chasing Sana around. 
6. Write a song or chant about red lollipops or any other kind of tempting treat that would go well with this story. 



Student Activity Sheet: Colour the Picture

Kameez



Shalwar

