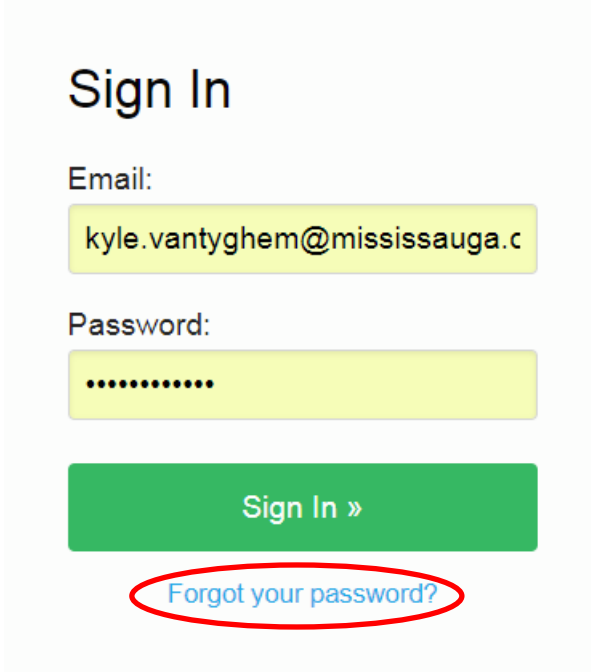




# CGRP Automation–Admin Guide

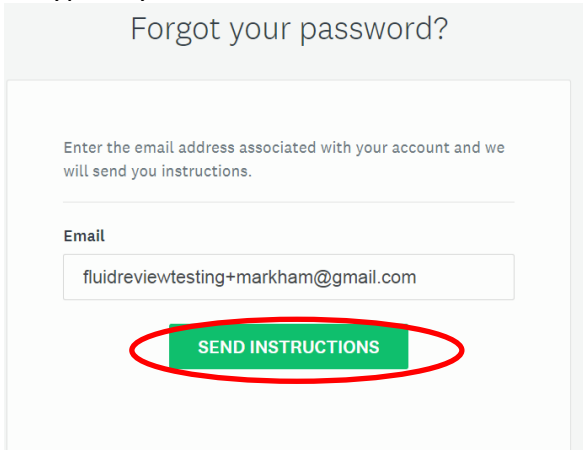
## Section 1 – Setting a new Password

1. From the main page ([www.cora.fluidreview.com](http://www.cora.fluidreview.com)) select 'Forgot Your password?'



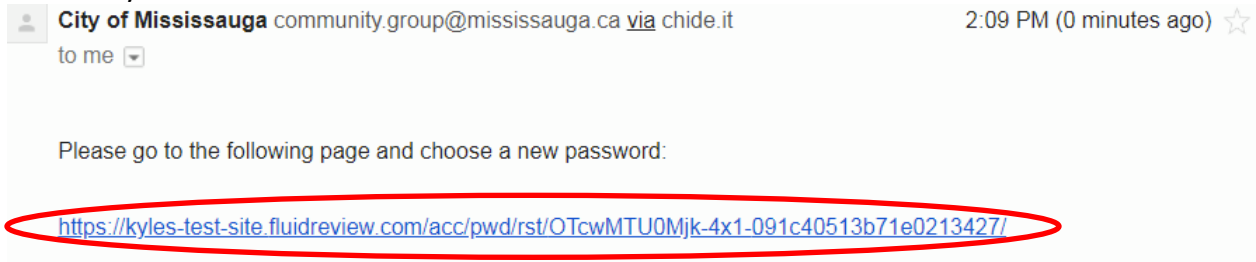
The screenshot shows the 'Sign In' page. It features a title 'Sign In' at the top. Below it are two input fields: 'Email:' with the value 'kyle.vantighem@mississauga.c' and 'Password:' with a masked password of ten dots. A green 'Sign In »' button is positioned below the password field. At the bottom of the form, the text 'Forgot your password?' is circled in red.

2. Type in your email and select Send instructions

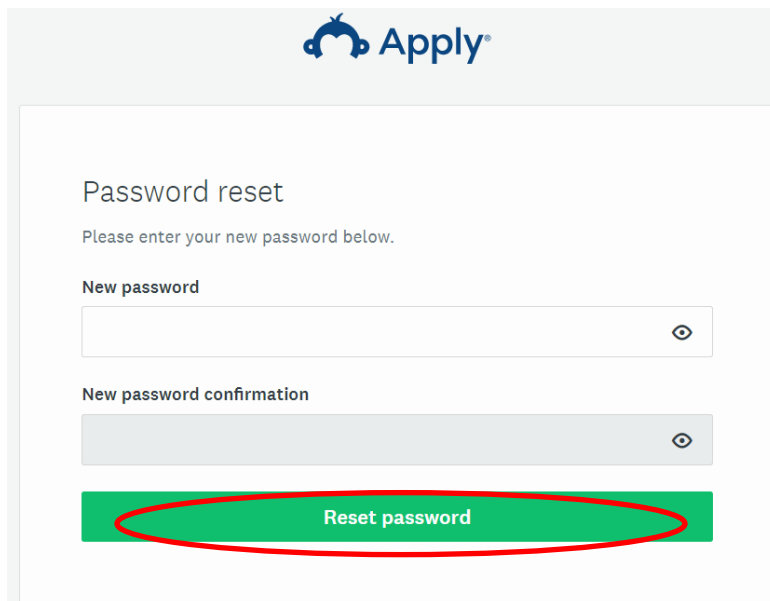


The screenshot shows the 'Forgot your password?' page. It has a title 'Forgot your password?' at the top. Below the title is a text box with the instruction: 'Enter the email address associated with your account and we will send you instructions.' Underneath is an 'Email' input field containing the address 'fluidreviewtesting+markham@gmail.com'. A green 'SEND INSTRUCTIONS' button is circled in red at the bottom of the form.

### 3. Check your email address and click on the link



### 4. Type in your new password and click “Reset password”



Finished: